

SEASCAPE

RASHID YACHTS & MARINA

BUILDING 1

FLOOR PLAN


EMAAR

SEASCAPE

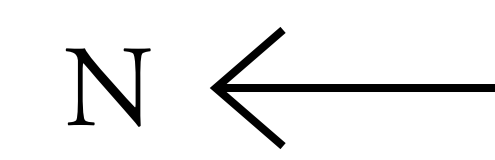
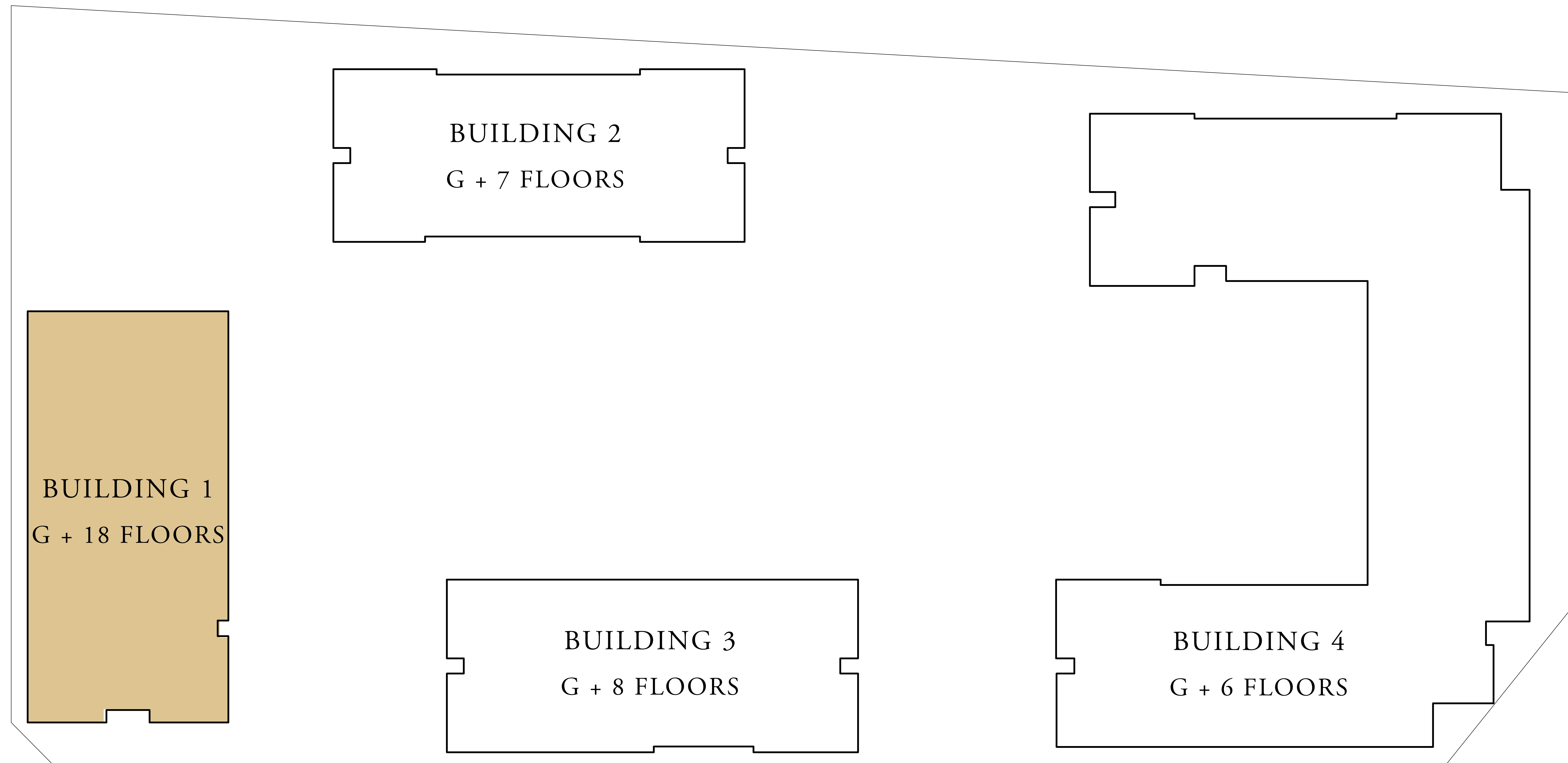
RASHID YACHTS & MARINA



THE CANAL POOL



MARINA & PROMENADE



FLOOR PLAN 1. All dimensions are in imperial and metric, and measured from finish to finish excluding construction tolerances. 2. All materials, dimensions, and drawings are approximate only. 3. Information is subject to change without notice, at developer's absolute discretion. 4. Actual area may vary from the stated area. 5. Drawings not to scale. 6. All images used are for illustrative purposes only and do not represent the actual size, features, specifications, fittings, and furnishings. 7. The developer reserves the right to make revisions / alterations, at it's absolute discretion, without any liability whatsoever.

SEASCAPE

RASHID YACHTS & MARINA

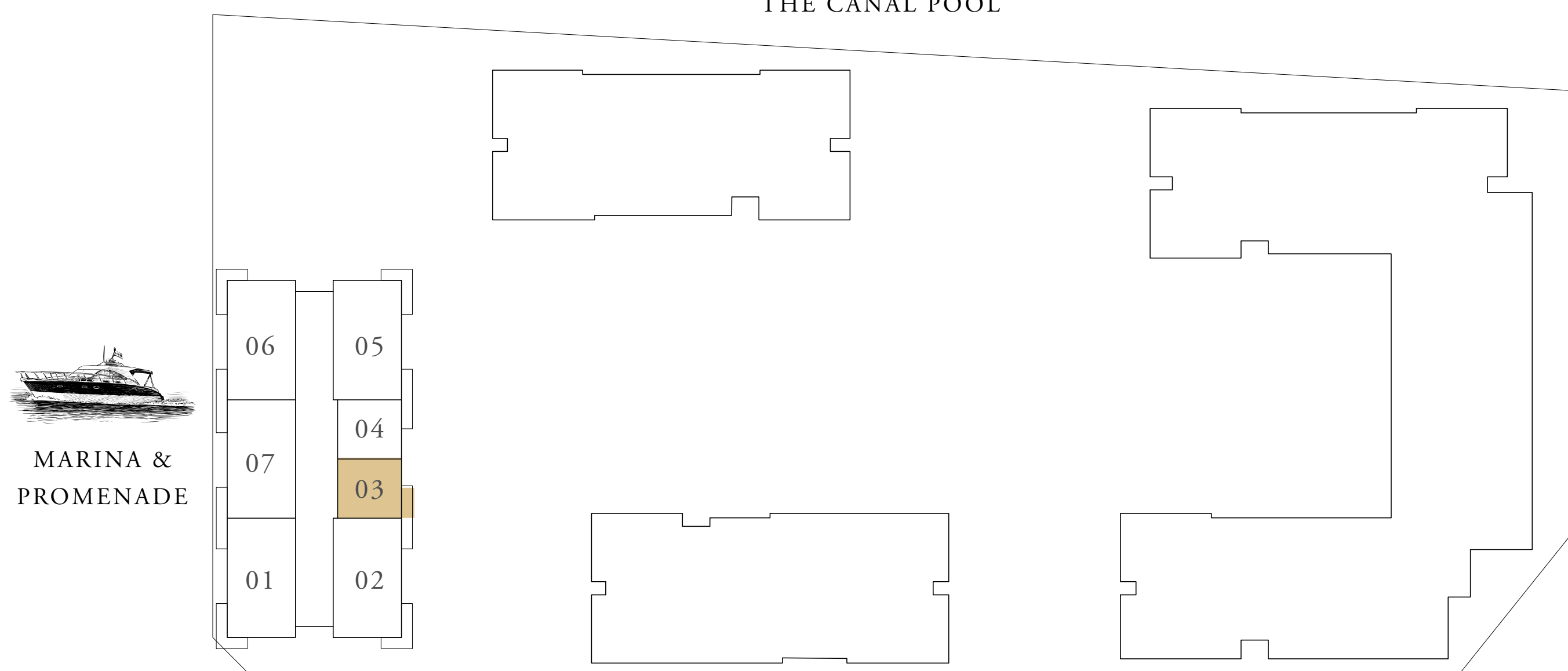

BUILDING 1

1 BEDROOM TYPE 2A

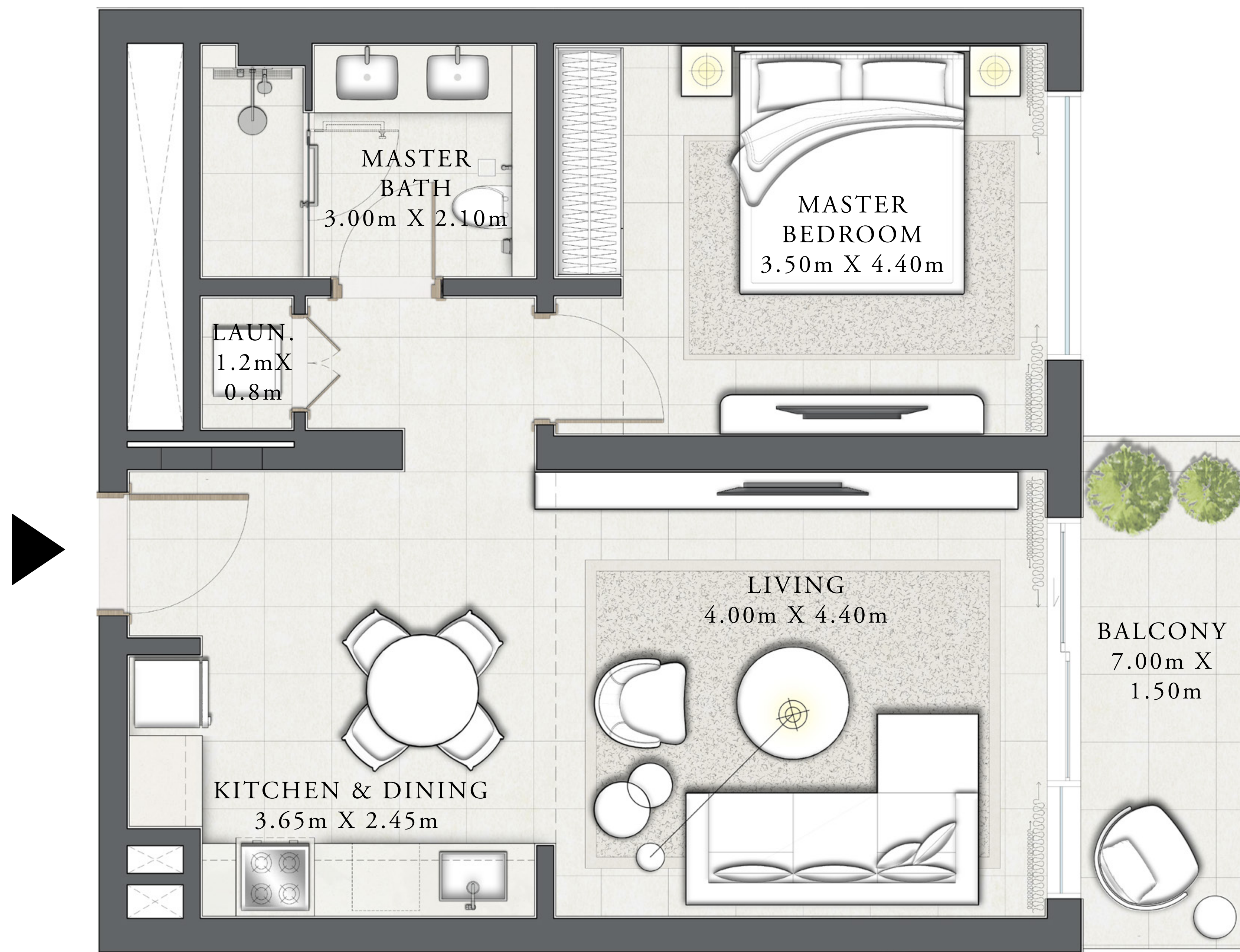
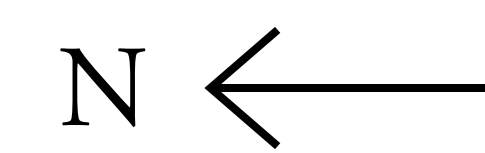
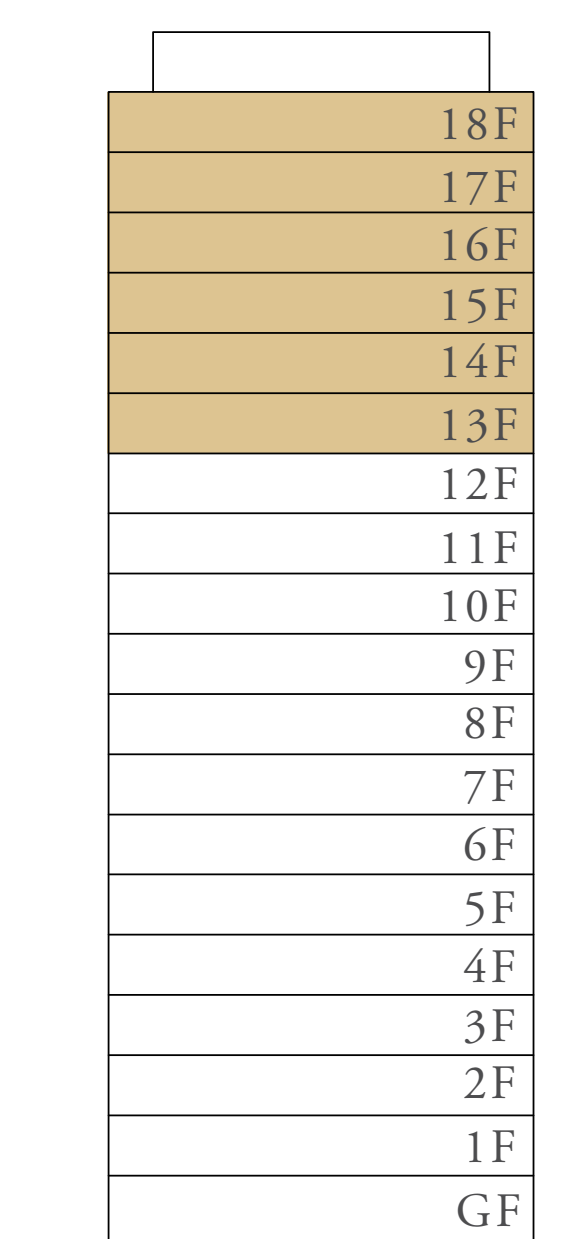
LEVEL 13 - 18 UNIT 03

SUITE AREA	706.00 SQ.FT.	65.59 SQ.M.
BALCONY AREA	76.85 SQ.FT.	7.14 SQ.M.
TOTAL AREA	782.86 SQ.FT.	72.73 SQ.M.

KEY PLAN



KEY SECTION



FLOOR PLAN 1. All dimensions are in imperial and metric, and measured from finish to finish excluding construction tolerances. 2. All materials, dimensions, and drawings are approximate only. 3. Information is subject to change without notice, at developer's absolute discretion. 4. Actual area may vary from the stated area. 5. Drawings not to scale. 6. All images used are for illustrative purposes only and do not represent the actual size, features, specifications, fittings, and furnishings. 7. The developer reserves the right to make revisions / alterations, at it's absolute discretion, without any liability whatsoever.

SEASCAPE

RASHID YACHTS & MARINA


BUILDING 1

1 BEDROOM TYPE 2F

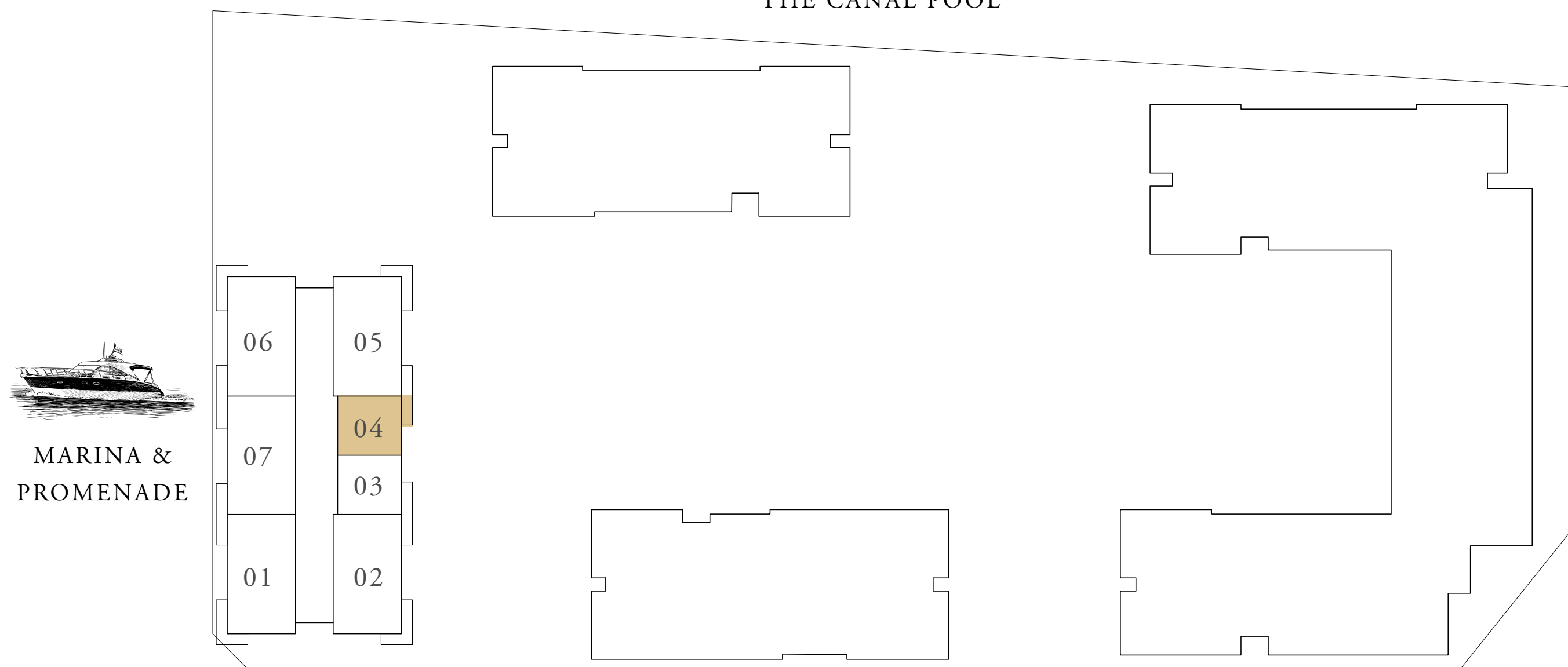
LEVEL 13 - 18 UNIT 04

SUITE AREA	706.11 SQ.FT.	65.60 SQ.M.
BALCONY AREA	67.92 SQ.FT.	6.31 SQ.M.
TOTAL AREA	774.03 SQ.FT.	71.91 SQ.M.

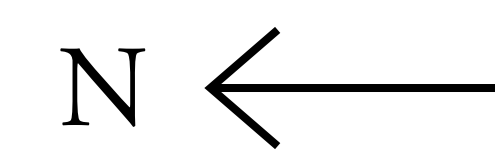
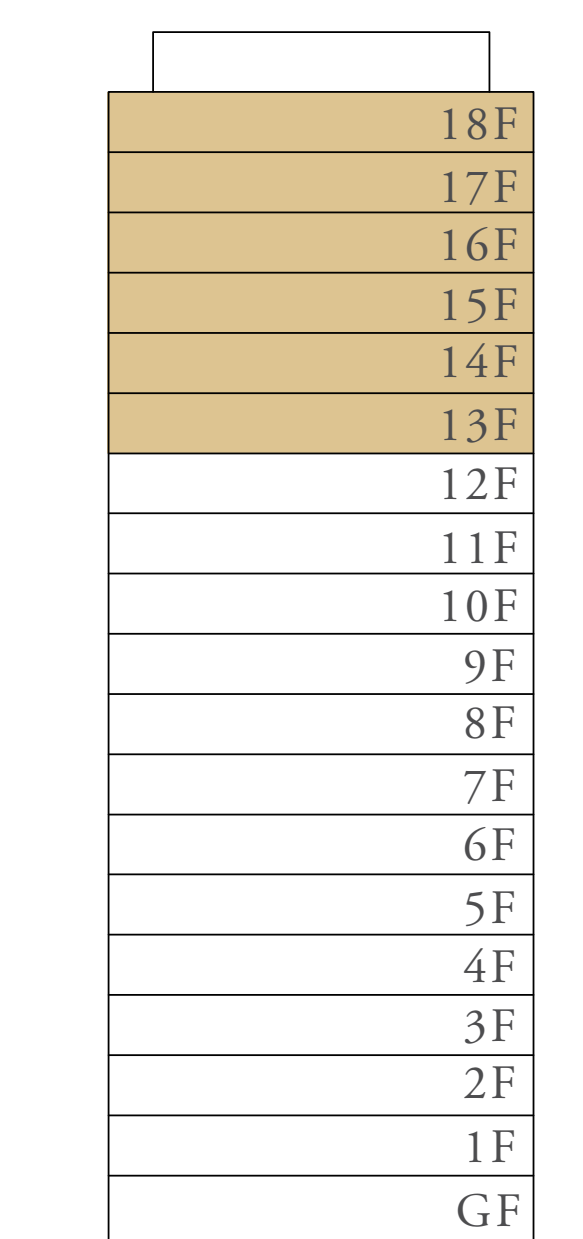
KEY PLAN



THE CANAL POOL



KEY SECTION



FLOOR PLAN 1. All dimensions are in imperial and metric, and measured from finish to finish excluding construction tolerances. 2. All materials, dimensions, and drawings are approximate only. 3. Information is subject to change without notice, at developer's absolute discretion. 4. Actual area may vary from the stated area. 5. Drawings not to scale. 6. All images used are for illustrative purposes only and do not represent the actual size, features, specifications, fittings, and furnishings. 7. The developer reserves the right to make revisions / alterations, at it's absolute discretion, without any liability whatsoever.

SEASCAPE

RASHID YACHTS & MARINA

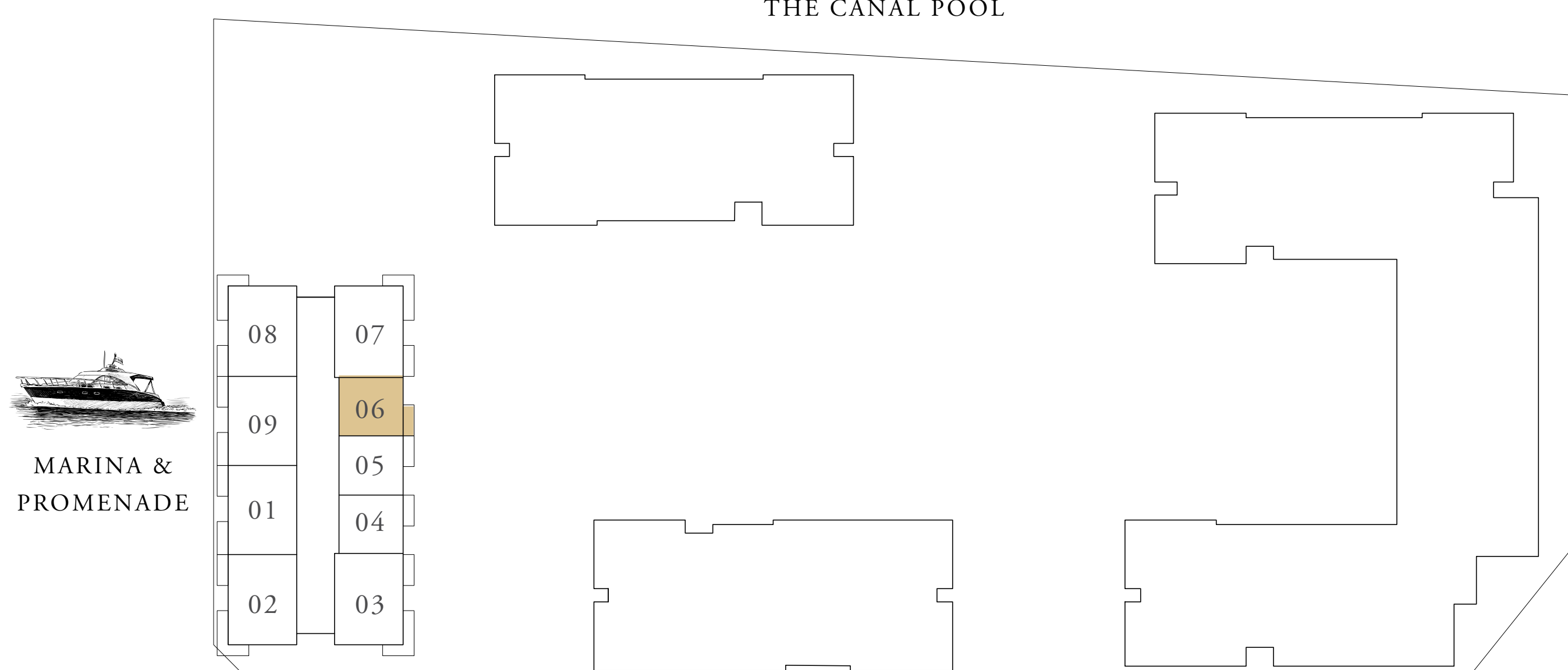

BUILDING 1

1 BEDROOM TYPE 3A

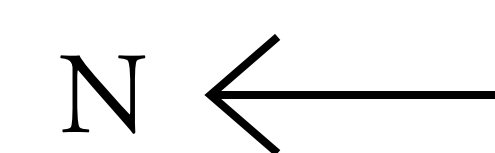

LEVEL 02 - 12 UNIT 06

SUITE AREA	702.88 SQ.FT.	65.30 SQ.M.
BALCONY AREA	73.30 SQ.FT.	6.81 SQ.M.
TOTAL AREA	776.18 SQ.FT.	72.11 SQ.M.

KEY PLAN



KEY SECTION



FLOOR PLAN 1. All dimensions are in imperial and metric, and measured from finish to finish excluding construction tolerances. 2. All materials, dimensions, and drawings are approximate only. 3. Information is subject to change without notice, at developer's absolute discretion. 4. Actual area may vary from the stated area. 5. Drawings not to scale. 6. All images used are for illustrative purposes only and do not represent the actual size, features, specifications, fittings, and furnishings. 7. The developer reserves the right to make revisions / alterations, at it's absolute discretion, without any liability whatsoever.

SEASCAPE

RASHID YACHTS & MARINA


BUILDING 1

1 BEDROOM TYPE 3D

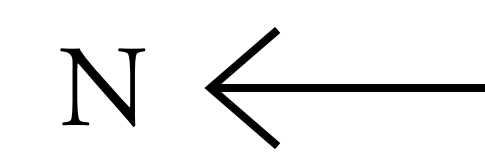
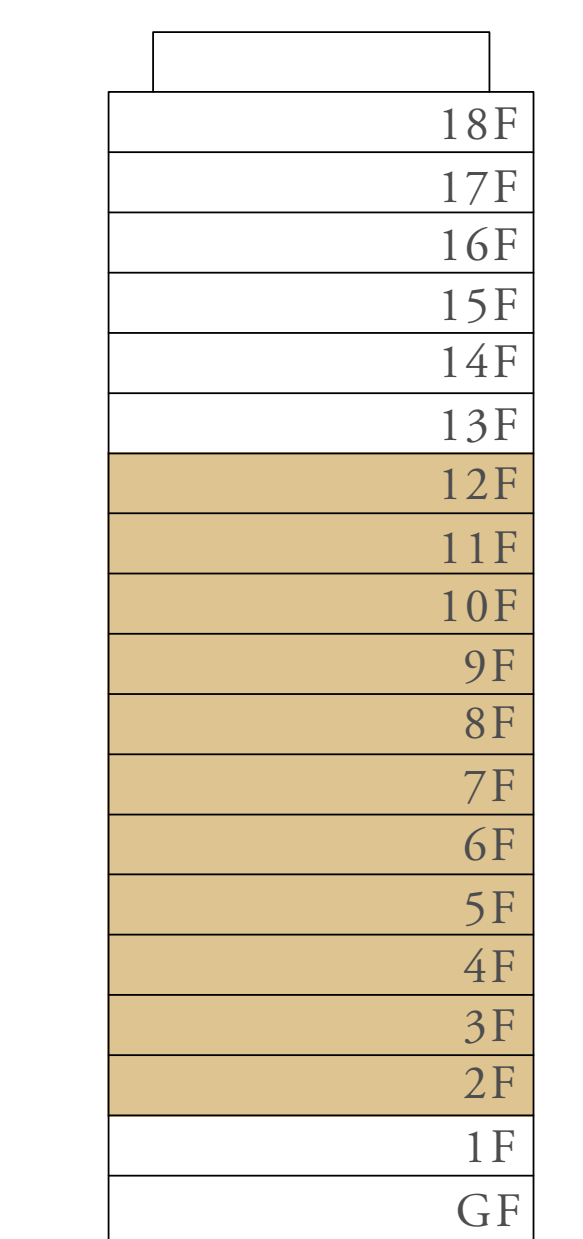
LEVEL 02 - 12 UNIT 05

SUITE AREA	702.99 SQ.FT.	65.31 SQ.M.
BALCONY AREA	73.30 SQ.FT.	6.81 SQ.M.
TOTAL AREA	776.29 SQ.FT.	72.12 SQ.M.

KEY PLAN



KEY SECTION



FLOOR PLAN 1. All dimensions are in imperial and metric, and measured from finish to finish excluding construction tolerances. 2. All materials, dimensions, and drawings are approximate only. 3. Information is subject to change without notice, at developer's absolute discretion. 4. Actual area may vary from the stated area. 5. Drawings not to scale. 6. All images used are for illustrative purposes only and do not represent the actual size, features, specifications, fittings, and furnishings. 7. The developer reserves the right to make revisions / alterations, at it's absolute discretion, without any liability whatsoever.

SEASCAPE

RASHID YACHTS & MARINA

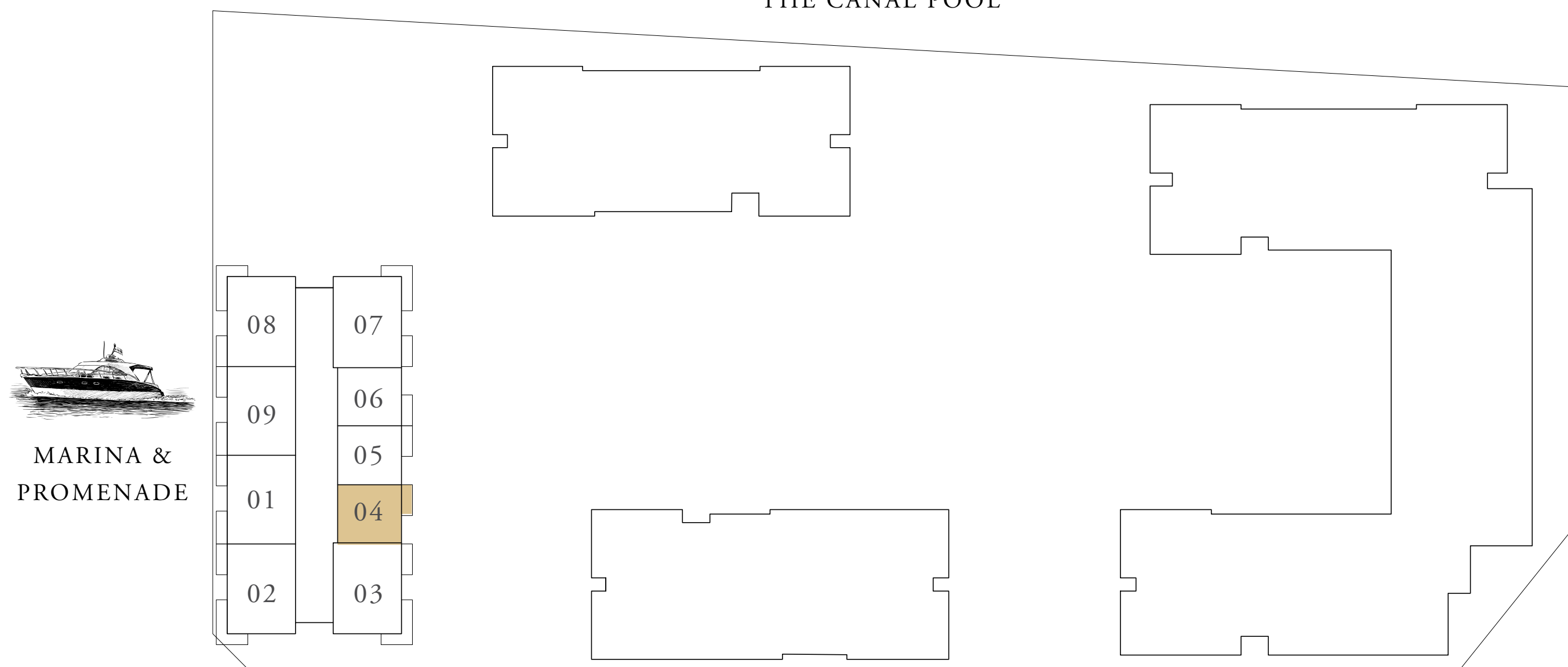

BUILDING 1

1 BEDROOM TYPE 3E

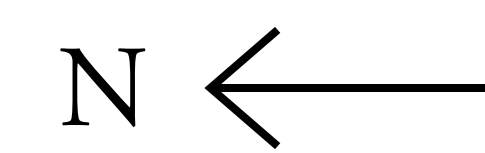
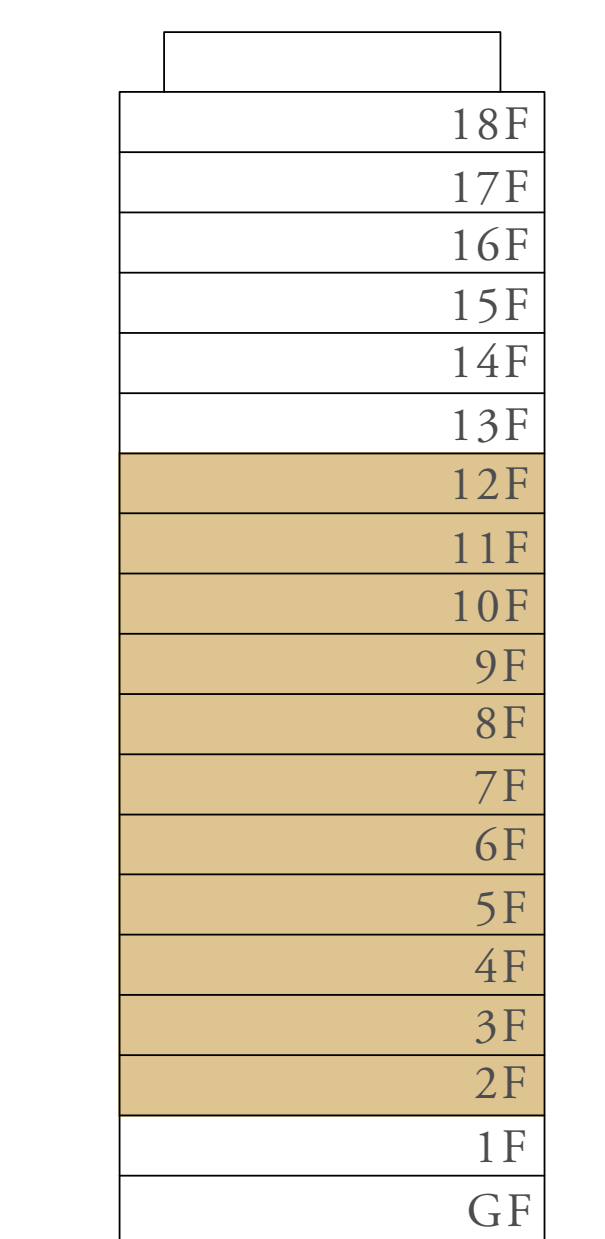
LEVEL 02 - 12 UNIT 04

SUITE AREA	702.78 SQ.FT.	65.29 SQ.M.
BALCONY AREA	72.44 SQ.FT.	6.73 SQ.M.
TOTAL AREA	775.22 SQ.FT.	72.02 SQ.M.

KEY PLAN



KEY SECTION



FLOOR PLAN 1. All dimensions are in imperial and metric, and measured from finish to finish excluding construction tolerances. 2. All materials, dimensions, and drawings are approximate only. 3. Information is subject to change without notice, at developer's absolute discretion. 4. Actual area may vary from the stated area. 5. Drawings not to scale. 6. All images used are for illustrative purposes only and do not represent the actual size, features, specifications, fittings, and furnishings. 7. The developer reserves the right to make revisions / alterations, at it's absolute discretion, without any liability whatsoever.

SEASCAPE


RASHID YACHTS & MARINA

BUILDING 1 2 BEDROOM TYPE 1A

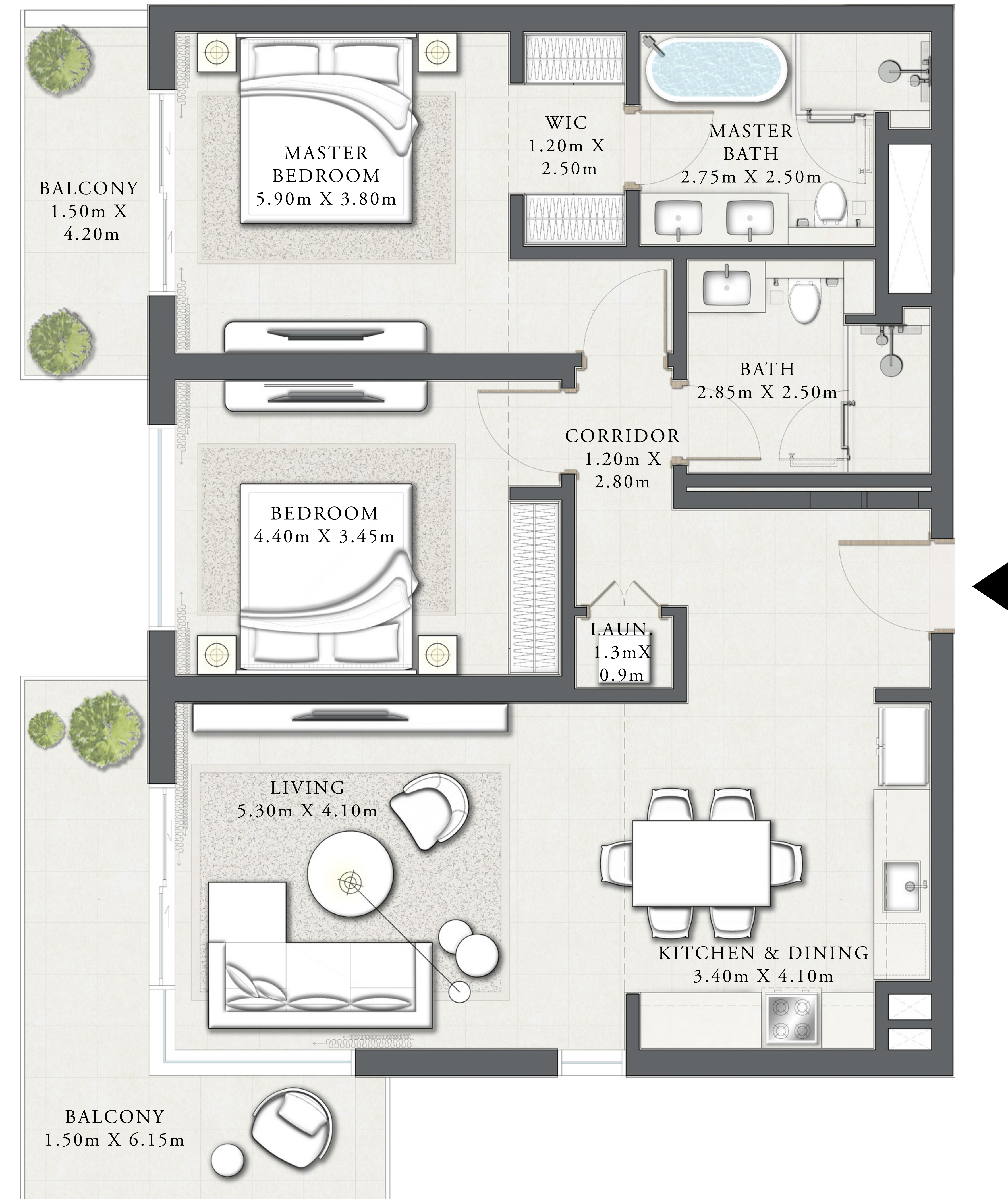
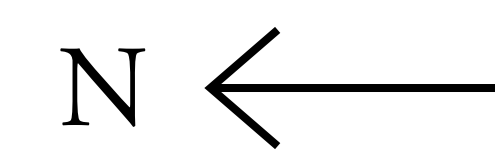

LEVEL 01 UNIT 02

SUITE AREA	1,167.56 SQ.FT.	108.47 SQ.M.
BALCONY AREA	226.26 SQ.FT.	21.02 SQ.M.
TOTAL AREA	1,393.82 SQ.FT.	129.49 SQ.M.

KEY PLAN



KEY SECTION



MARINA & PROMENADE

FLOOR PLAN 1. All dimensions are in imperial and metric, and measured from finish to finish excluding construction tolerances. 2. All materials, dimensions, and drawings are approximate only. 3. Information is subject to change without notice, at developer's absolute discretion. 4. Actual area may vary from the stated area. 5. Drawings not to scale. 6. All images used are for illustrative purposes only and do not represent the actual size, features, specifications, fittings, and furnishings. 7. The developer reserves the right to make revisions / alterations, at it's absolute discretion, without any liability whatsoever.

SEASCAPE

RASHID YACHTS & MARINA

BUILDING 1

2 BEDROOM TYPE 1A

LEVEL 02 - 12


UNIT 02

SUITE AREA	1,167.56 SQ.FT.	108.47 SQ.M.
BALCONY AREA	226.26 SQ.FT.	21.02 SQ.M.
TOTAL AREA	1,393.82 SQ.FT.	129.49 SQ.M.

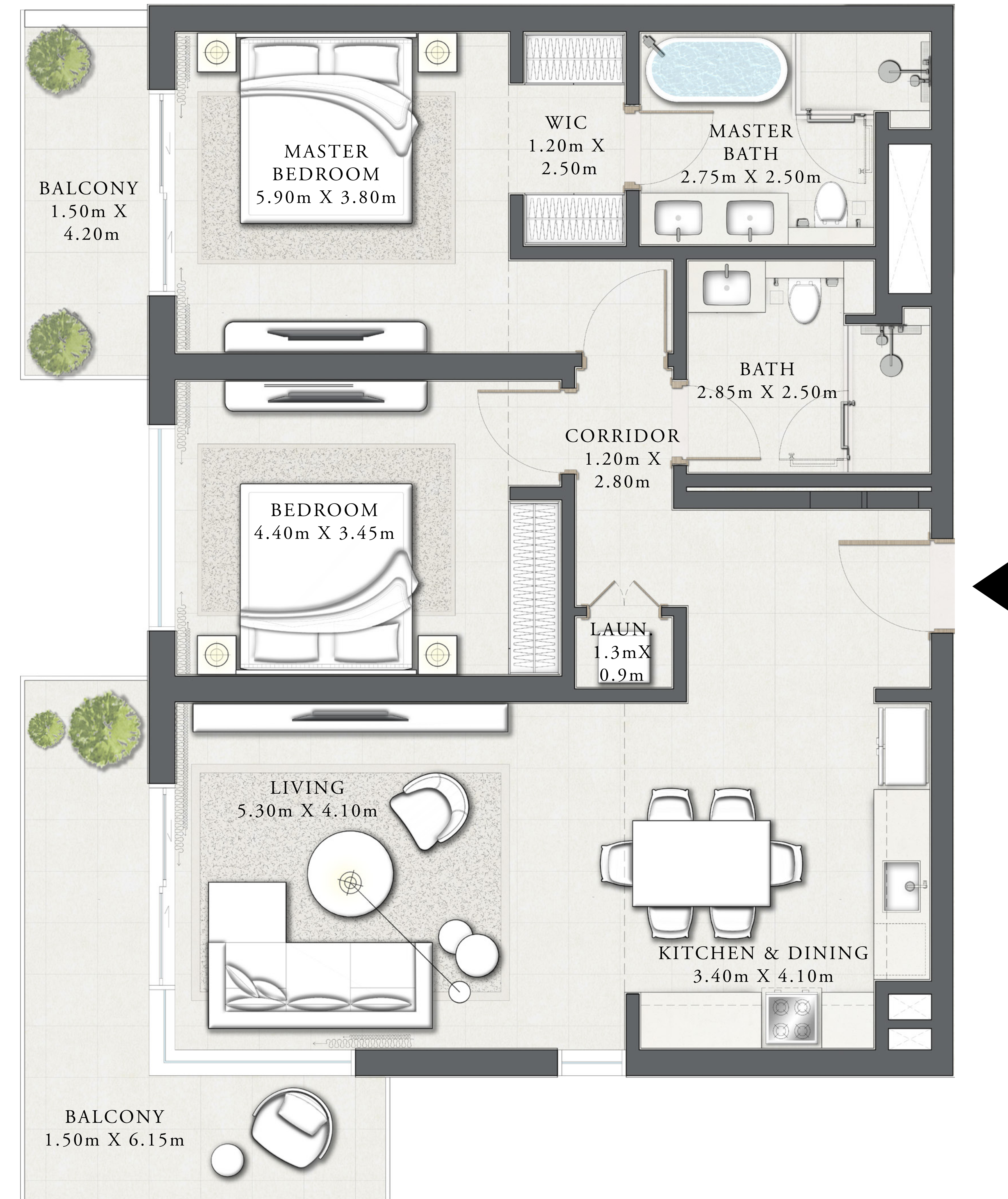
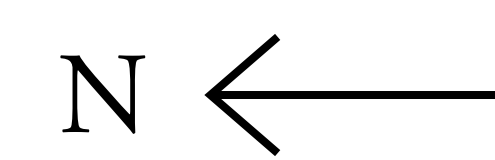
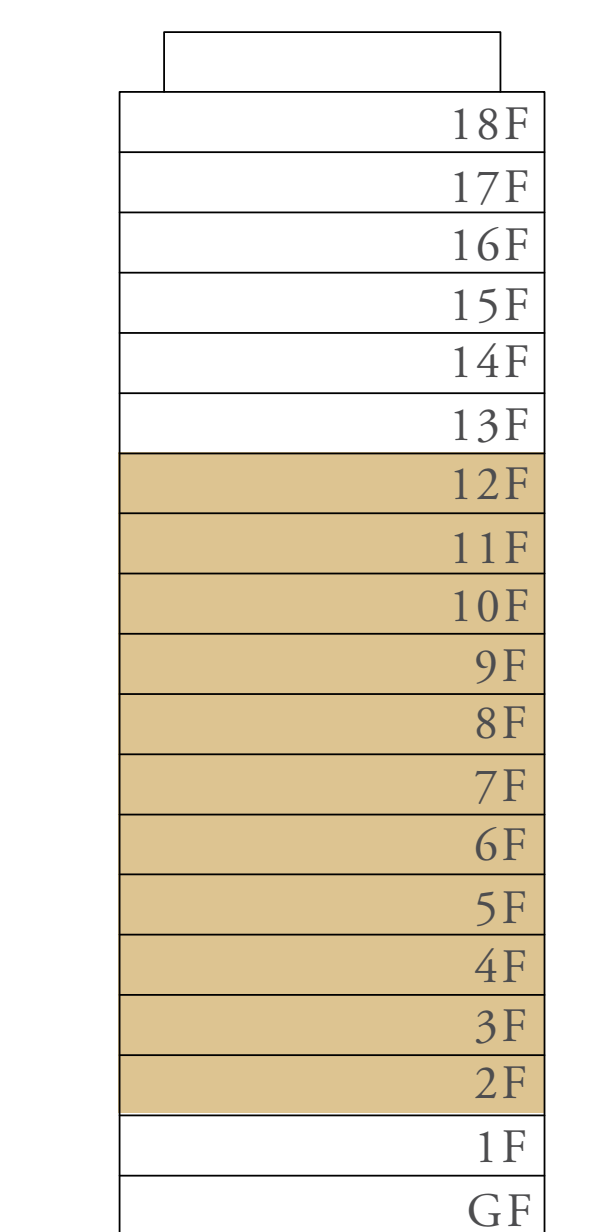
UNIT 07

SUITE AREA	1,163.69 SQ.FT.	108.11 SQ.M.
BALCONY AREA	226.26 SQ.FT.	21.02 SQ.M.
TOTAL AREA	1,389.94 SQ.FT.	129.13 SQ.M.

KEY PLAN



KEY SECTION



FLOOR PLAN 1. All dimensions are in imperial and metric, and measured from finish to finish excluding construction tolerances. 2. All materials, dimensions, and drawings are approximate only. 3. Information is subject to change without notice, at developer's absolute discretion. 4. Actual area may vary from the stated area. 5. Drawings not to scale. 6. All images used are for illustrative purposes only and do not represent the actual size, features, specifications, fittings, and furnishings. 7. The developer reserves the right to make revisions / alterations, at it's absolute discretion, without any liability whatsoever.

SEASCAPE

RASHID YACHTS & MARINA

BUILDING 1

2 BEDROOM TYPE 1C

LEVEL 01


UNIT 03

SUITE AREA	1,163.58 SQ.FT.	108.10 SQ.M.
BALCONY AREA	226.36 SQ.FT.	21.03 SQ.M.
TOTAL AREA	1,389.94 SQ.FT.	129.13 SQ.M.

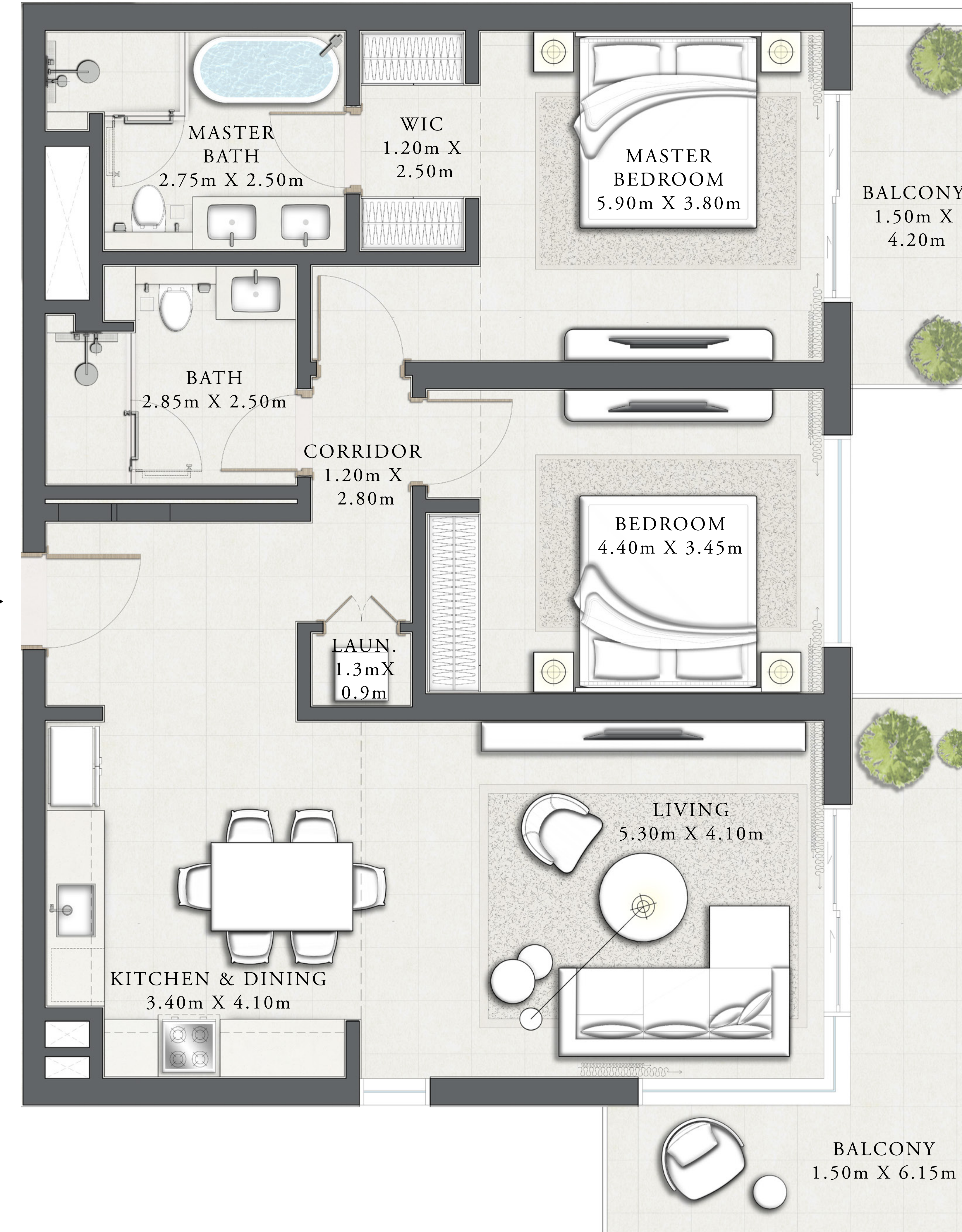
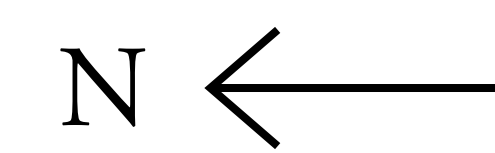
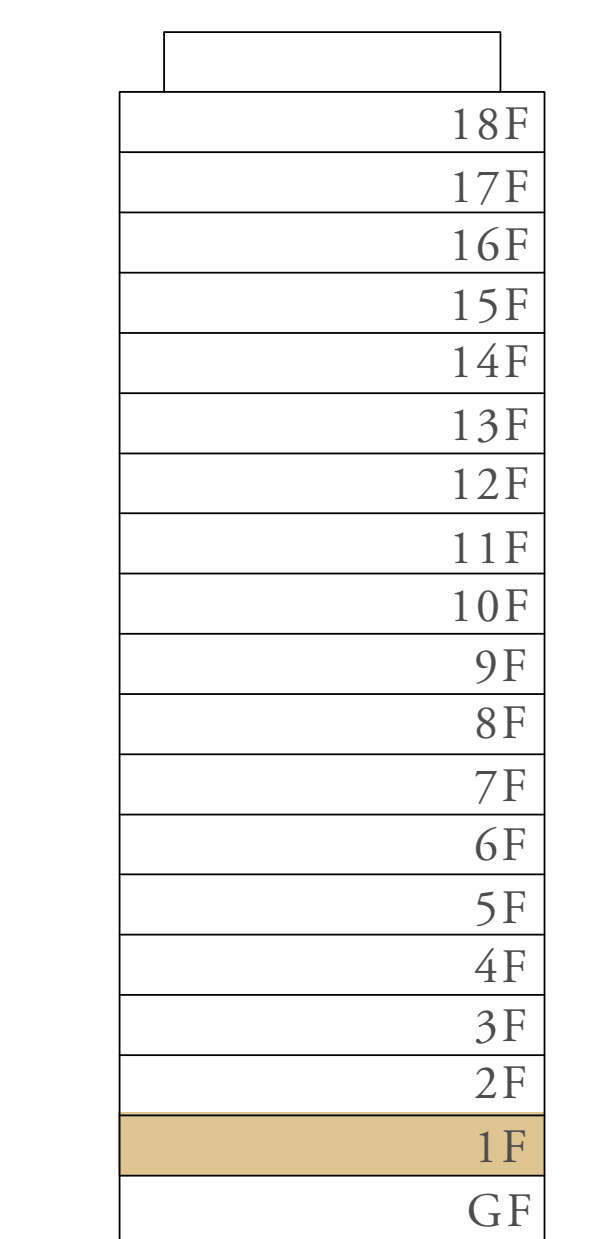
UNIT 04

SUITE AREA	1,166.59 SQ.FT.	108.38 SQ.M.
BALCONY AREA	226.80 SQ.FT.	21.07 SQ.M.
TOTAL AREA	1,393.39 SQ.FT.	129.45 SQ.M.

KEY PLAN



KEY SECTION



MARINA & PROMENADE

FLOOR PLAN 1. All dimensions are in imperial and metric, and measured from finish to finish excluding construction tolerances. 2. All materials, dimensions, and drawings are approximate only. 3. Information is subject to change without notice, at developer's absolute discretion. 4. Actual area may vary from the stated area. 5. Drawings not to scale. 6. All images used are for illustrative purposes only and do not represent the actual size, features, specifications, fittings, and furnishings. 7. The developer reserves the right to make revisions / alterations, at it's absolute discretion, without any liability whatsoever.

SEASCAPE

RASHID YACHTS & MARINA

BUILDING 1

2 BEDROOM TYPE 1C

LEVEL 02 - 12


UNIT 03

SUITE AREA	1,163.58 SQ.FT.	108.10 SQ.M.
BALCONY AREA	226.15 SQ.FT.	21.01 SQ.M.
TOTAL AREA	1,389.73 SQ.FT.	129.11 SQ.M.

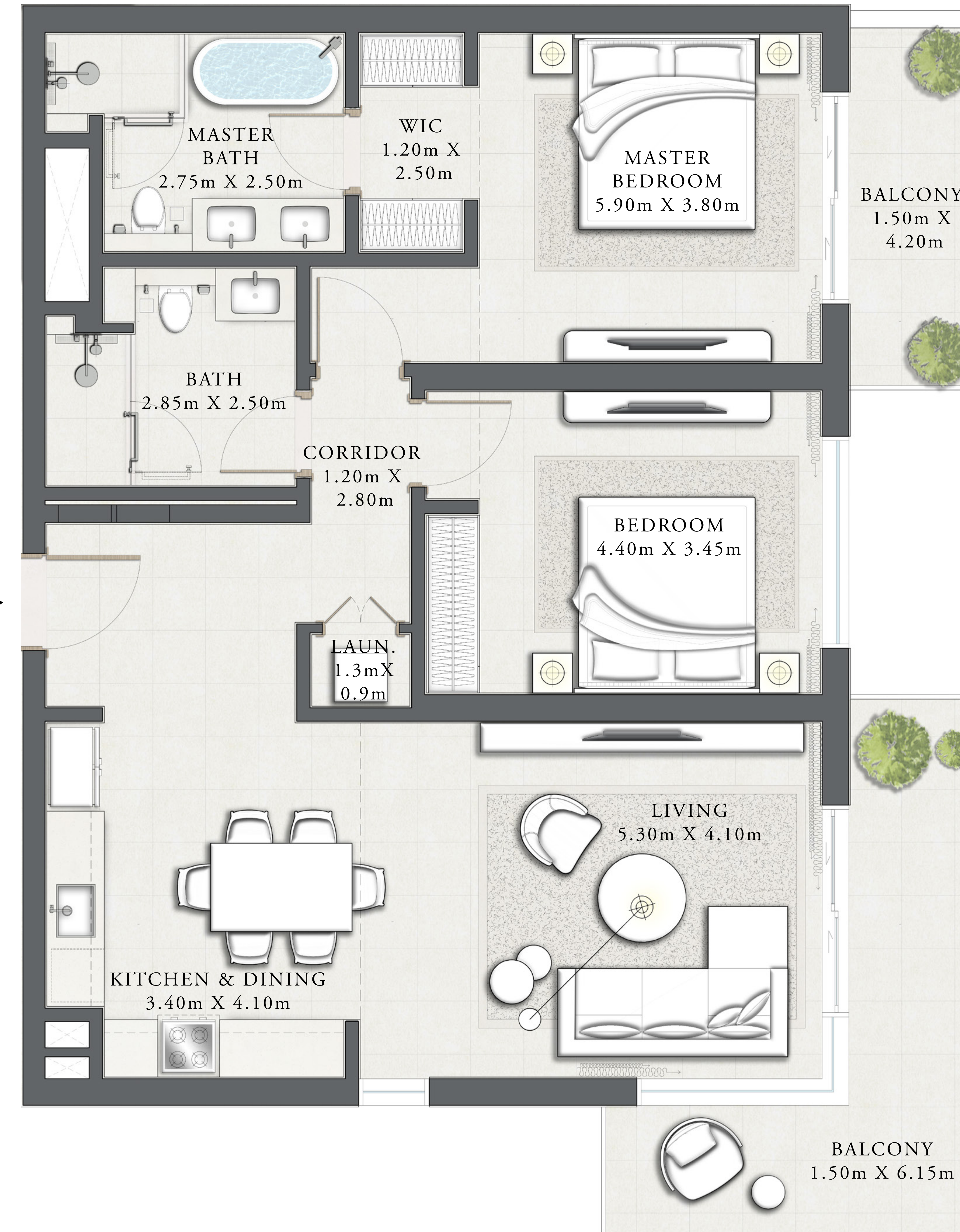
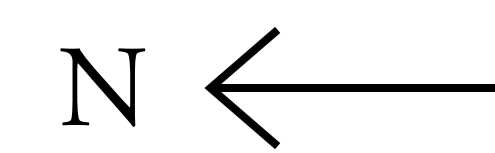
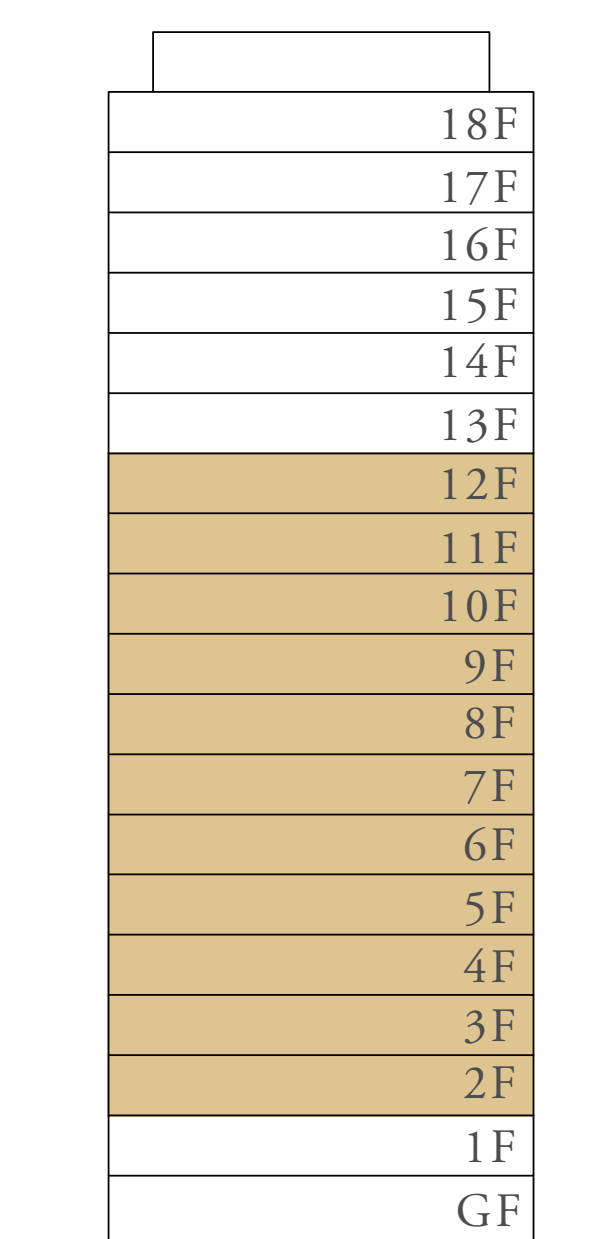
UNIT 08

SUITE AREA	1,166.59 SQ.FT.	108.38 SQ.M.
BALCONY AREA	226.80 SQ.FT.	21.07 SQ.M.
TOTAL AREA	1,393.82 SQ.FT.	129.45 SQ.M.

KEY PLAN



KEY SECTION



FLOOR PLAN 1. All dimensions are in imperial and metric, and measured from finish to finish excluding construction tolerances. 2. All materials, dimensions, and drawings are approximate only. 3. Information is subject to change without notice, at developer's absolute discretion. 4. Actual area may vary from the stated area. 5. Drawings not to scale. 6. All images used are for illustrative purposes only and do not represent the actual size, features, specifications, fittings, and furnishings. 7. The developer reserves the right to make revisions / alterations, at it's absolute discretion, without any liability whatsoever.

SEASCAPE

RASHID YACHTS & MARINA

BUILDING 1


2 BEDROOM TYPE 2A

LEVEL 01

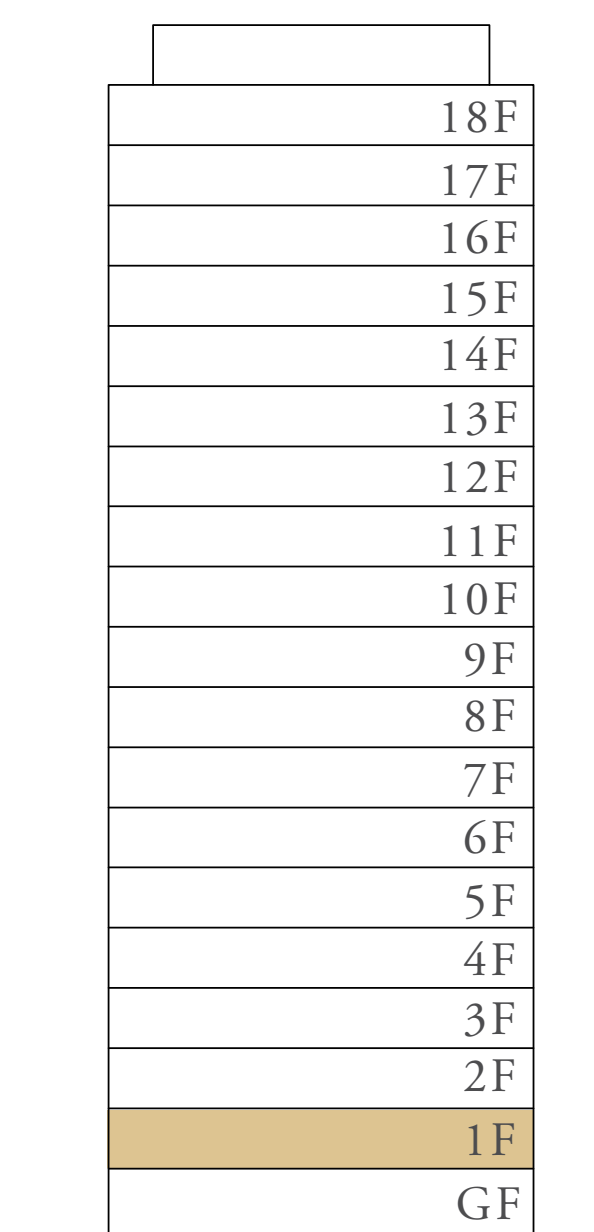
UNIT 01

SUITE AREA	1,167.88 SQ.FT.	108.50 SQ.M.
BALCONY AREA	151.99 SQ.FT.	14.12 SQ.M.
TOTAL AREA	1,319.87 SQ.FT.	122.62 SQ.M.
UNIT 05		
SUITE AREA	1,166.81 SQ.FT.	108.40 SQ.M.
BALCONY AREA	151.99 SQ.FT.	14.12 SQ.M.
TOTAL AREA	1,318.79 SQ.FT.	122.52 SQ.M.

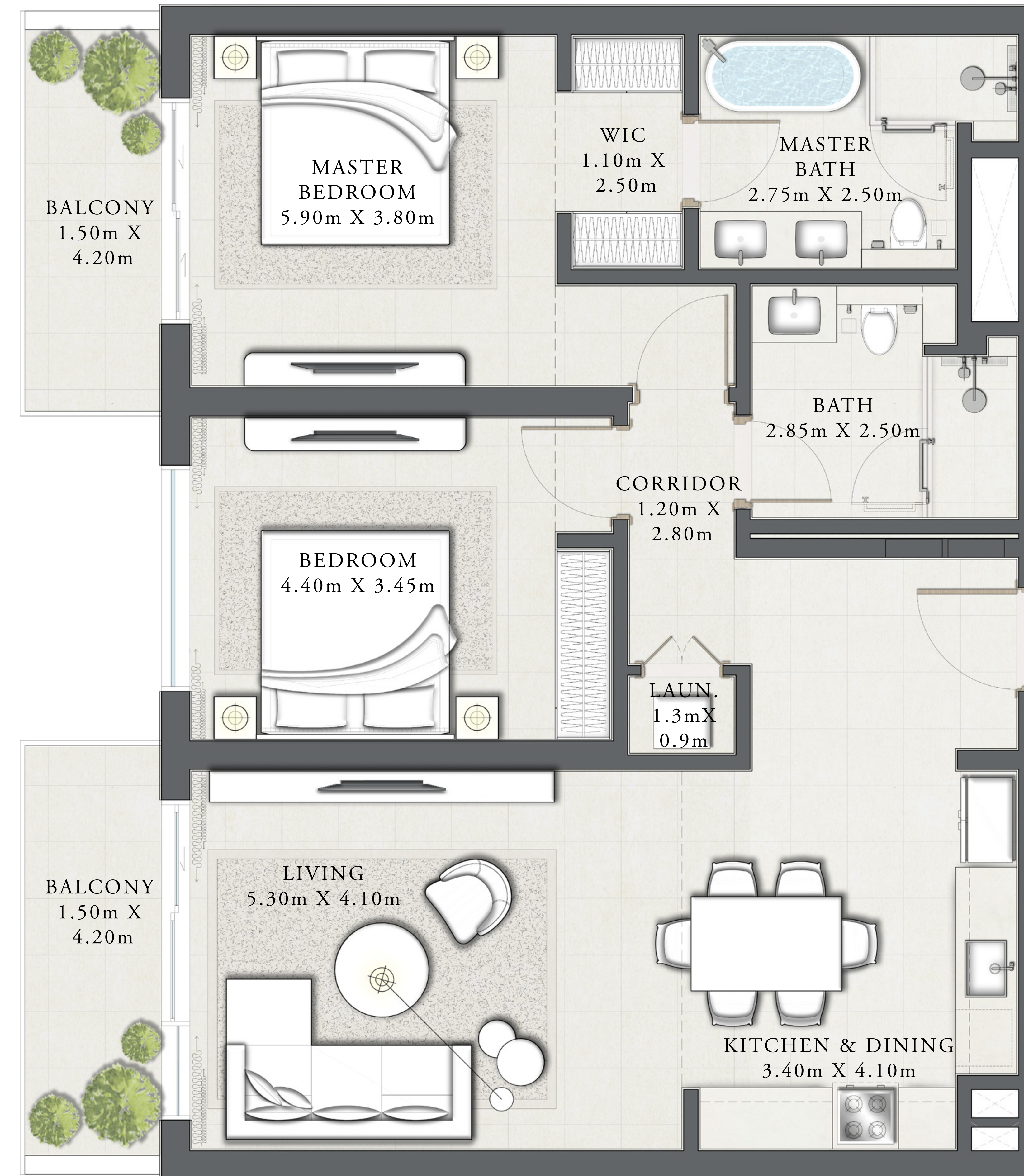
KEY PLAN



KEY SECTION



N ←



FLOOR PLAN 1. All dimensions are in imperial and metric, and measured from finish to finish excluding construction tolerances. 2. All materials, dimensions, and drawings are approximate only. 3. Information is subject to change without notice, at developer's absolute discretion. 4. Actual area may vary from the stated area. 5. Drawings not to scale. 6. All images used are for illustrative purposes only and do not represent the actual size, features, specifications, fittings, and furnishings. 7. The developer reserves the right to make revisions / alterations, at it's absolute discretion, without any liability whatsoever.

SEASCAPE

RASHID YACHTS & MARINA

BUILDING 1


2 BEDROOM TYPE 2A

LEVEL 02 - 12

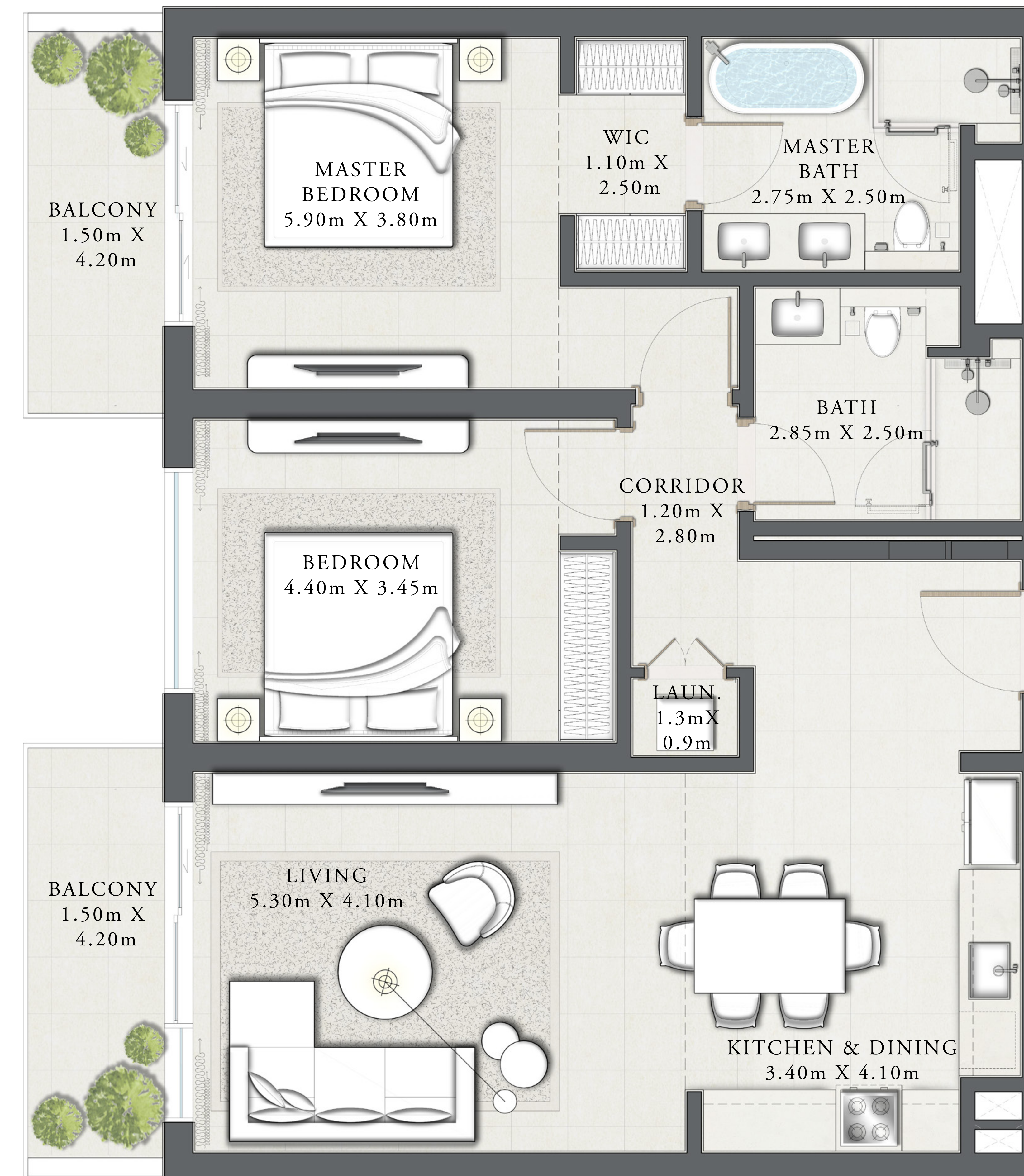
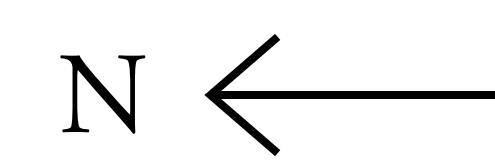
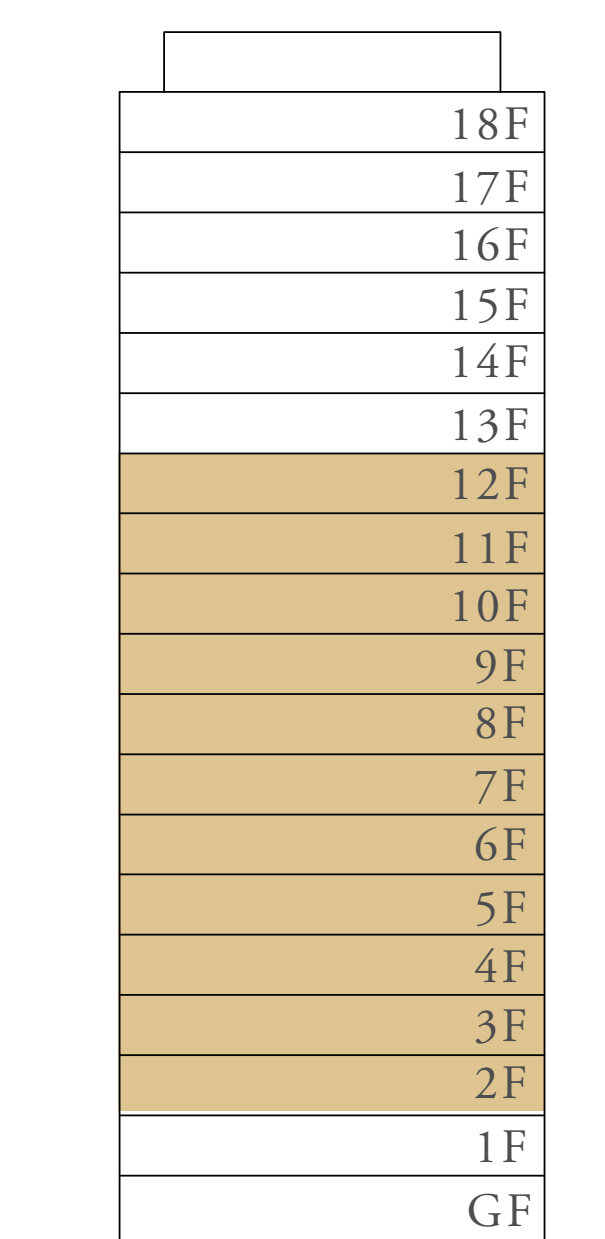
UNIT 01

SUITE AREA	1,167.88 SQ.FT.	108.50 SQ.M.
BALCONY AREA	151.99 SQ.FT.	14.12 SQ.M.
TOTAL AREA	1,319.87 SQ.FT.	122.62 SQ.M.
UNIT 09		
SUITE AREA	1,166.81 SQ.FT.	108.40 SQ.M.
BALCONY AREA	151.99 SQ.FT.	14.12 SQ.M.
TOTAL AREA	1,318.79 SQ.FT.	122.52 SQ.M.

KEY PLAN



KEY SECTION



FLOOR PLAN 1. All dimensions are in imperial and metric, and measured from finish to finish excluding construction tolerances. 2. All materials, dimensions, and drawings are approximate only. 3. Information is subject to change without notice, at developer's absolute discretion. 4. Actual area may vary from the stated area. 5. Drawings not to scale. 6. All images used are for illustrative purposes only and do not represent the actual size, features, specifications, fittings, and furnishings. 7. The developer reserves the right to make revisions / alterations, at it's absolute discretion, without any liability whatsoever.

SEASCAPE

RASHID YACHTS & MARINA

BUILDING 1

3 BEDROOM TYPE 1A


LEVEL 13 - 18

UNIT 01

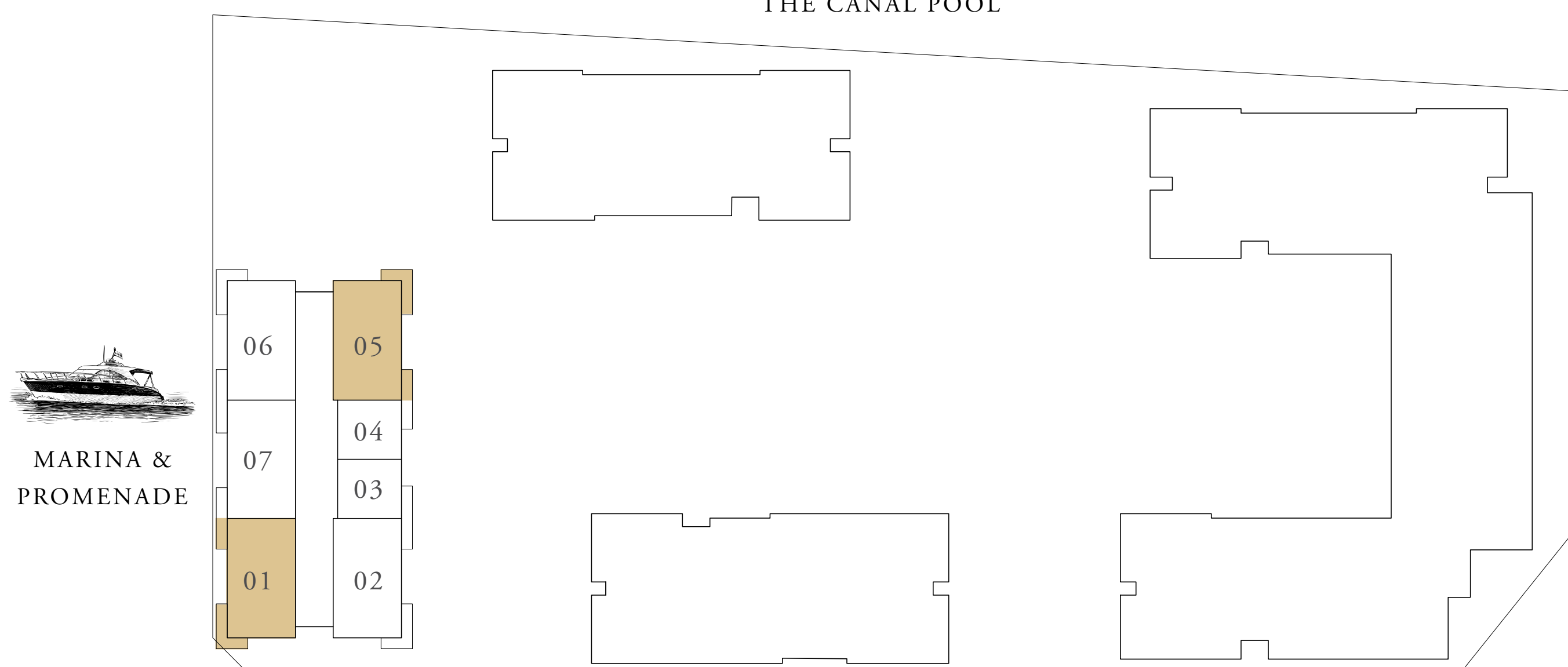
SUITE AREA	1,530.74 SQ.FT.	142.21 SQ.M.
BALCONY AREA	226.90 SQ.FT.	21.08 SQ.M.
TOTAL AREA	1,757.64 SQ.FT.	163.29 SQ.M.

UNIT 05		
SUITE AREA	1,529.01 SQ.FT.	142.05 SQ.M.
BALCONY AREA	227.44 SQ.FT.	21.08 SQ.M.
TOTAL AREA	1,756.45 SQ.FT.	163.18 SQ.M.

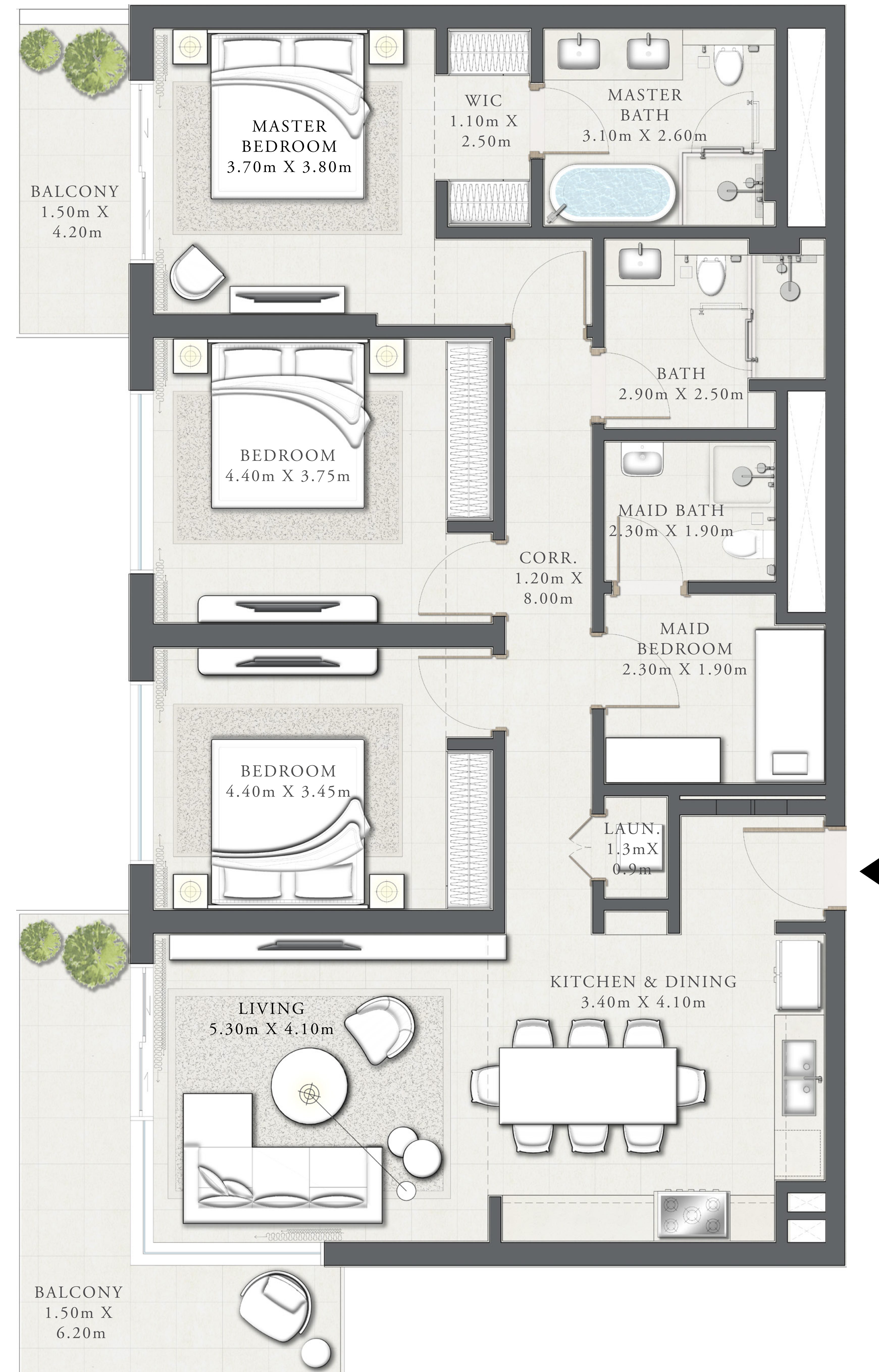
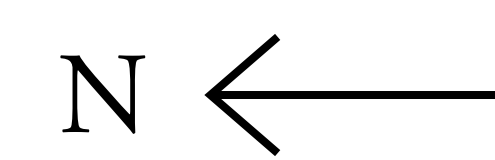
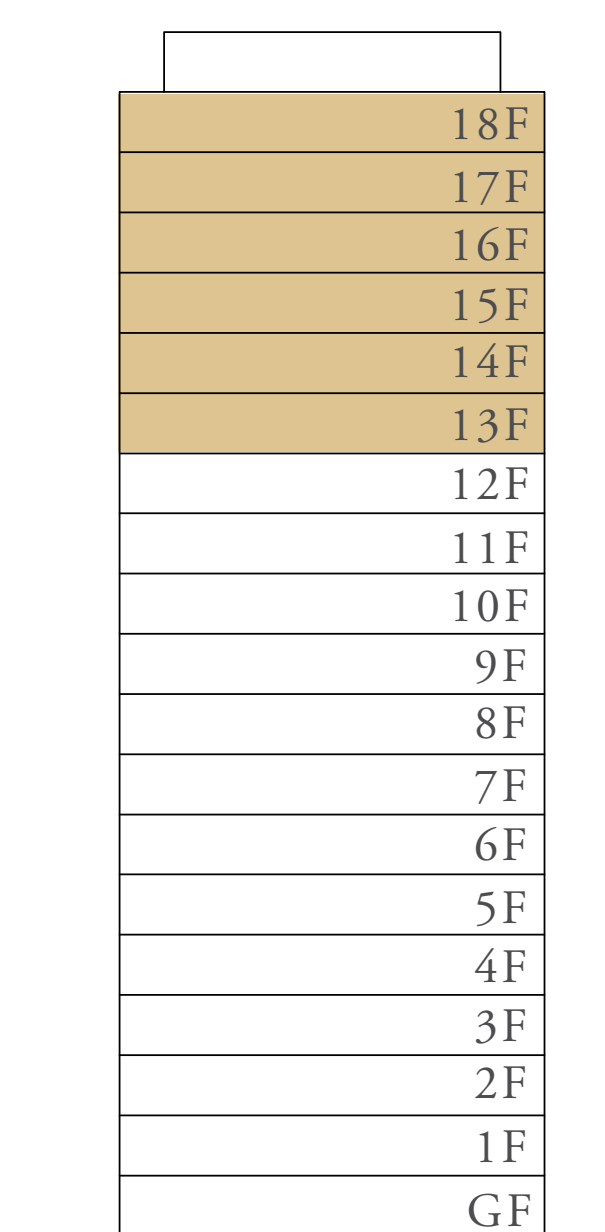
KEY PLAN



THE CANAL POOL



KEY SECTION



FLOOR PLAN 1. All dimensions are in imperial and metric, and measured from finish to finish excluding construction tolerances. 2. All materials, dimensions, and drawings are approximate only. 3. Information is subject to change without notice, at developer's absolute discretion. 4. Actual area may vary from the stated area. 5. Drawings not to scale. 6. All images used are for illustrative purposes only and do not represent the actual size, features, specifications, fittings, and furnishings. 7. The developer reserves the right to make revisions / alterations, at its absolute discretion, without any liability whatsoever.

SEASCAPE

RASHID YACHTS & MARINA

BUILDING 1

3 BEDROOM TYPE 1B

LEVEL 13 - 18

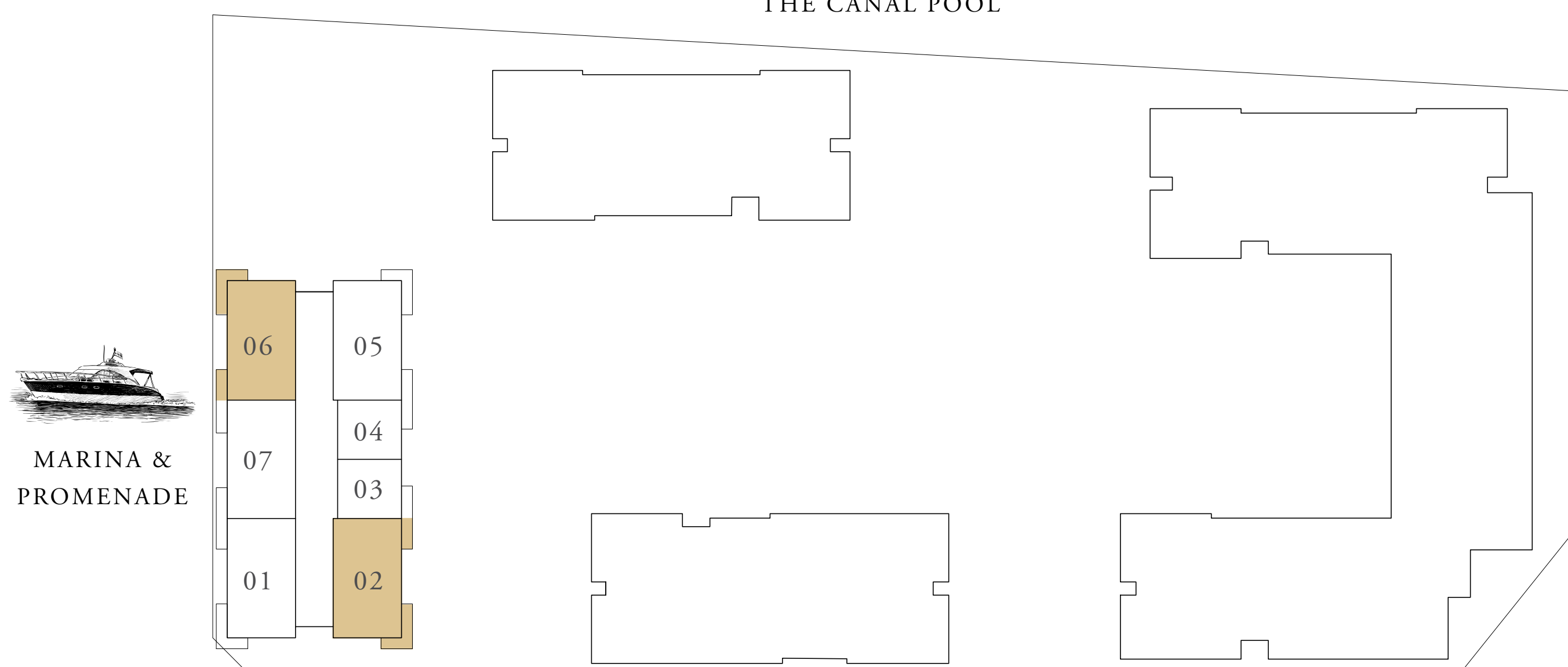

UNIT 02

SUITE AREA	1,528.58 SQ.FT.	142.01 SQ.M.
BALCONY AREA	227.44 SQ.FT.	21.13 SQ.M.
TOTAL AREA	1,756.02 SQ.FT.	163.14 SQ.M.

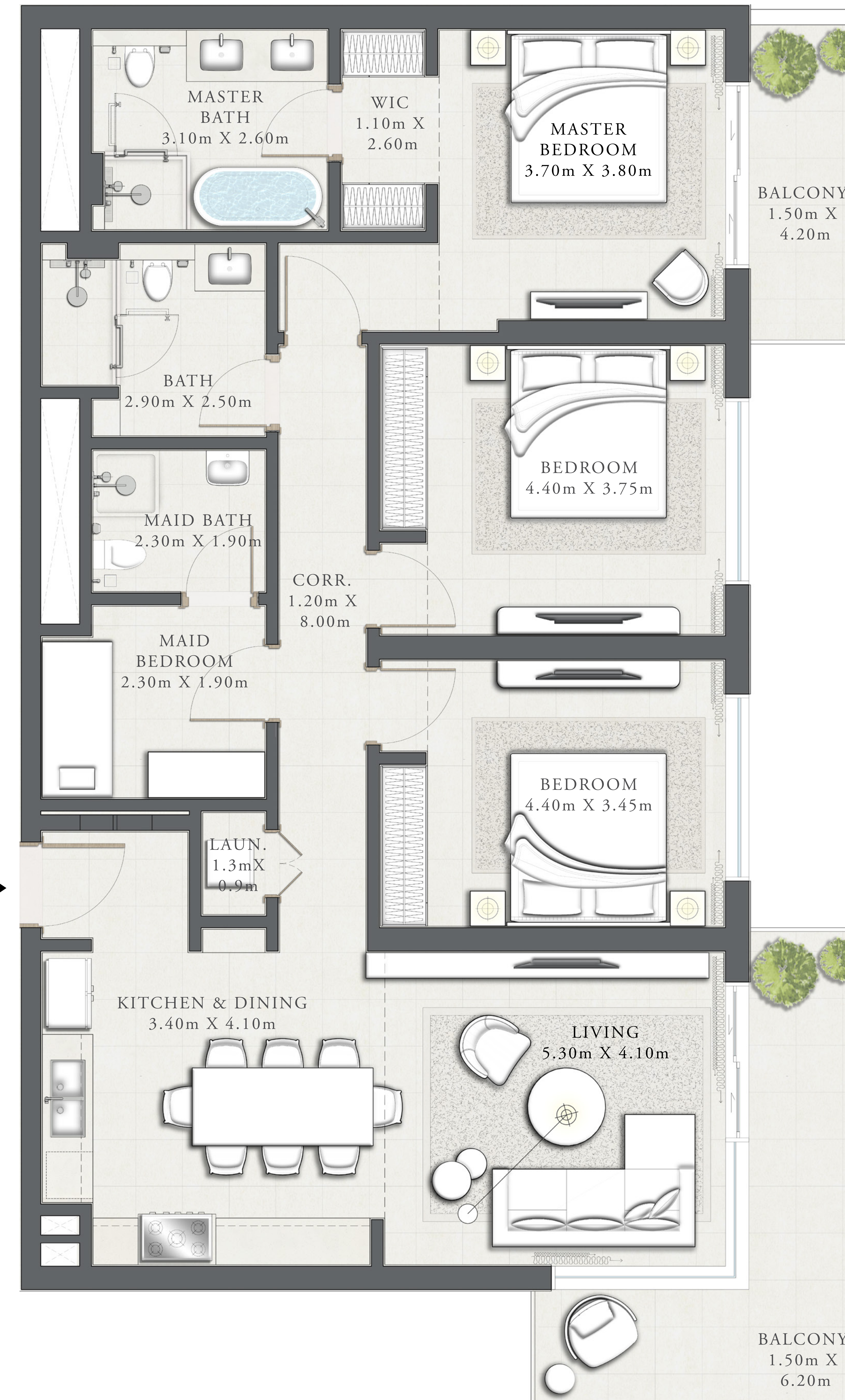
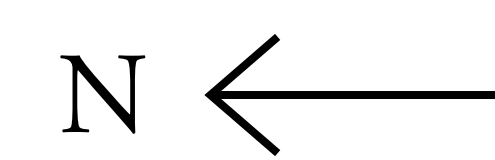
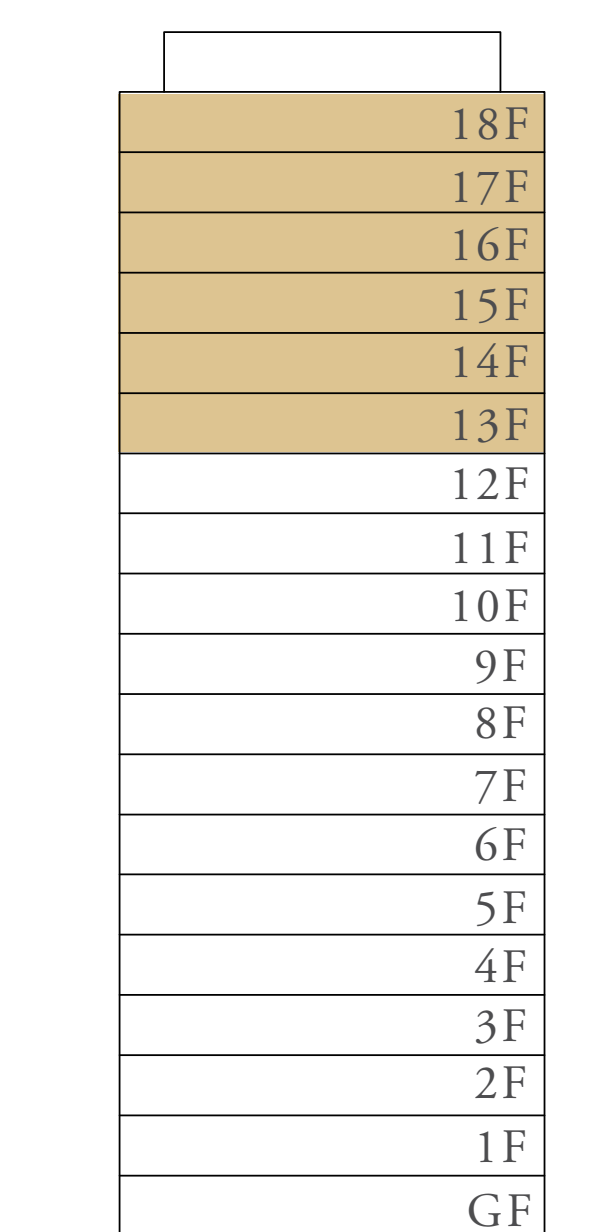
UNIT 06

SUITE AREA	1,531.92 SQ.FT.	142.32 SQ.M.
BALCONY AREA	227.44 SQ.FT.	21.13 SQ.M.
TOTAL AREA	1,759.36 SQ.FT.	163.45 SQ.M.

KEY PLAN



KEY SECTION



FLOOR PLAN 1. All dimensions are in imperial and metric, and measured from finish to finish excluding construction tolerances. 2. All materials, dimensions, and drawings are approximate only. 3. Information is subject to change without notice, at developer's absolute discretion. 4. Actual area may vary from the stated area. 5. Drawings not to scale. 6. All images used are for illustrative purposes only and do not represent the actual size, features, specifications, fittings, and furnishings. 7. The developer reserves the right to make revisions / alterations, at its absolute discretion, without any liability whatsoever.

SEASCAPE

RASHID YACHTS & MARINA

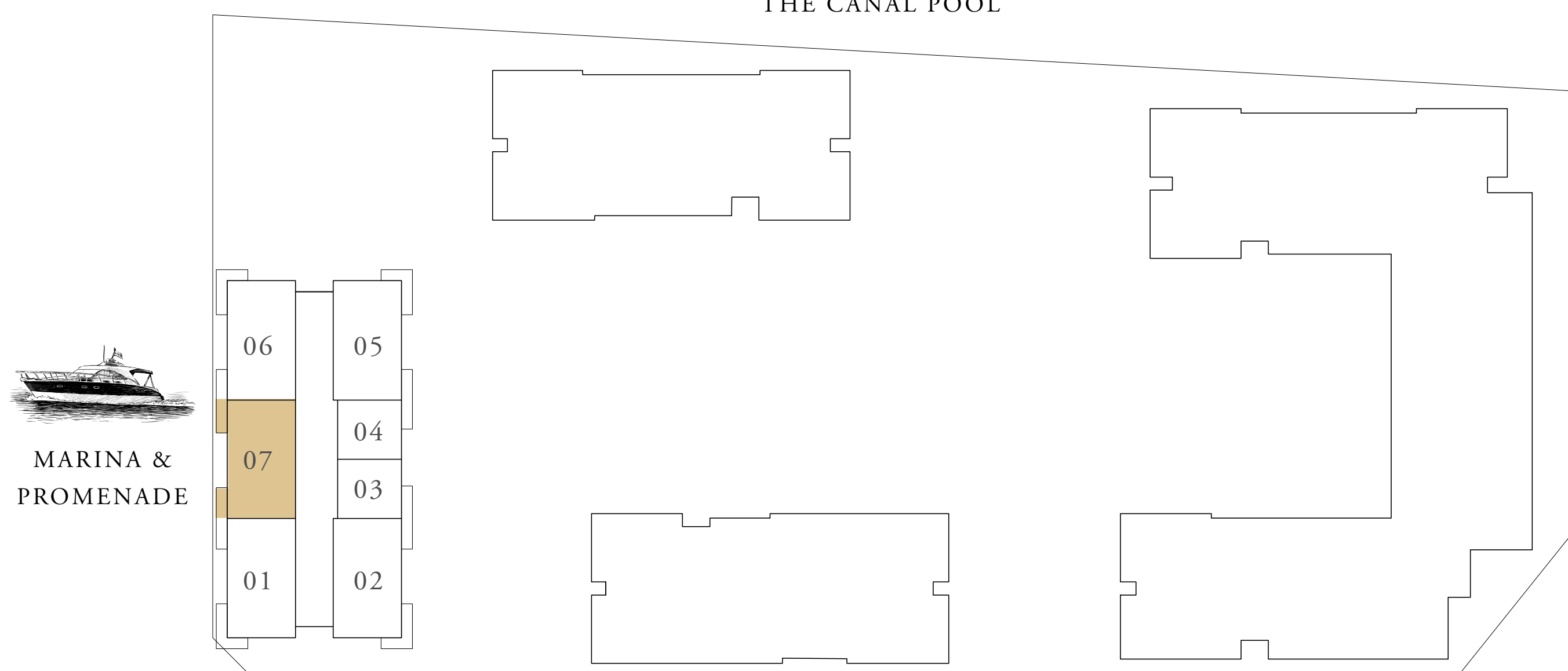

BUILDING 1

3 BEDROOM TYPE 2A

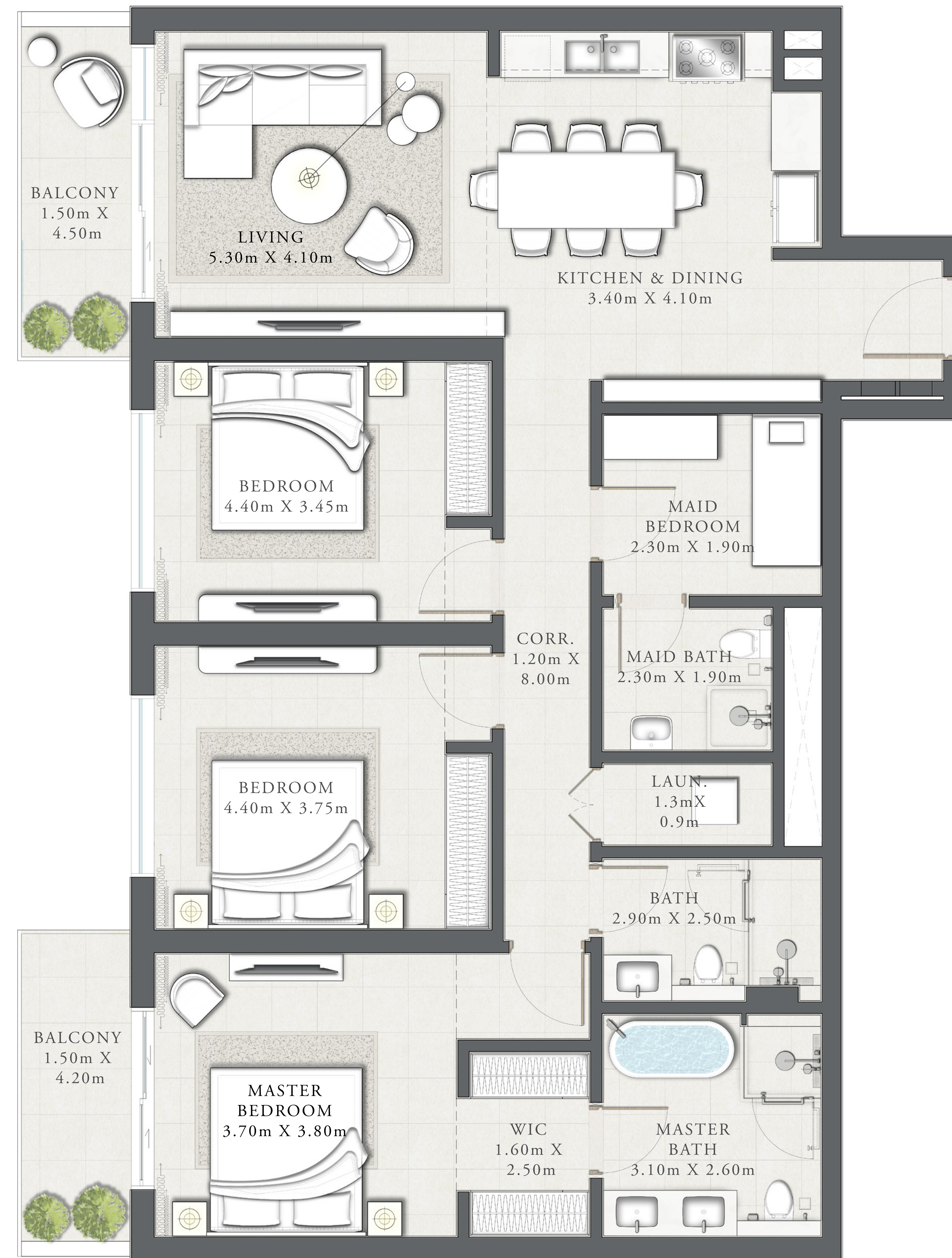
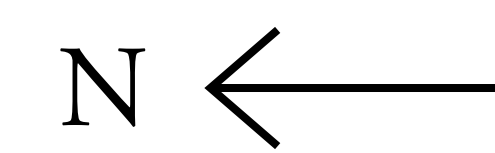
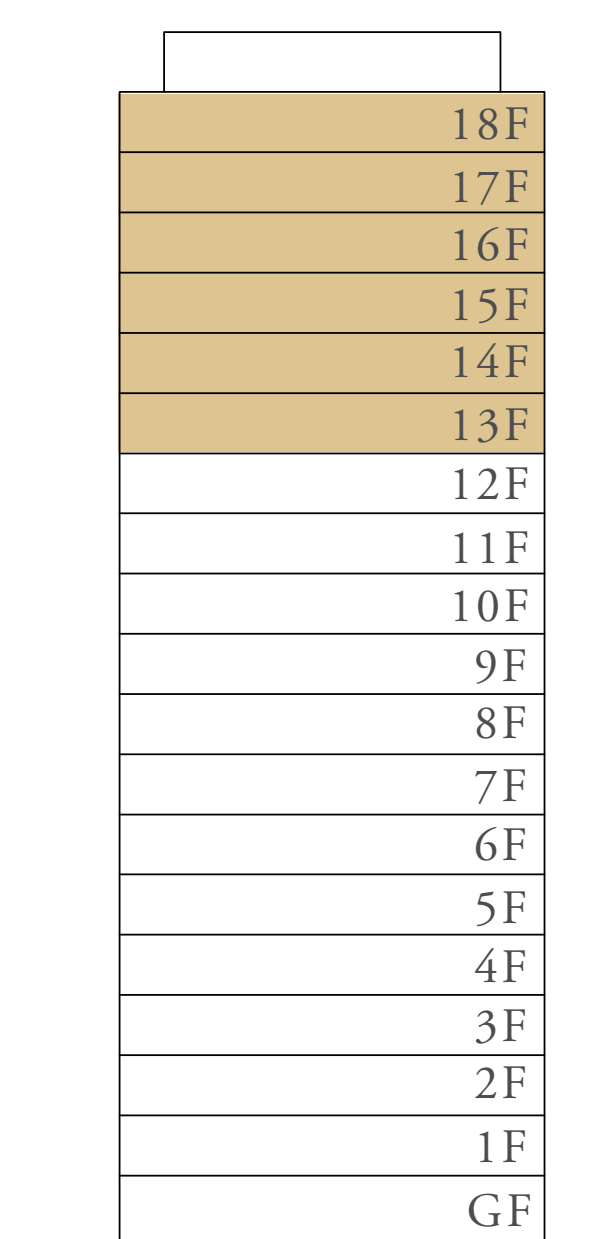
LEVEL 13-18 UNIT 07

SUITE AREA	1,586.71 SQ.FT.	147.41SQ.M.
BALCONY AREA	151.99 SQ.FT.	14.12 SQ.M.
TOTAL AREA	1,738.69 SQ.FT.	161.53 SQ.M.

KEY PLAN



KEY SECTION



FLOOR PLAN 1. All dimensions are in imperial and metric, and measured from finish to finish excluding construction tolerances. 2. All materials, dimensions, and drawings are approximate only. 3. Information is subject to change without notice, at developer's absolute discretion. 4. Actual area may vary from the stated area. 5. Drawings not to scale. 6. All images used are for illustrative purposes only and do not represent the actual size, features, specifications, fittings, and furnishings. 7. The developer reserves the right to make revisions / alterations, at it's absolute discretion, without any liability whatsoever.

SEASCAPE


RASHID YACHTS & MARINA

BUILDING 1 TOWNHOUSE TYPE 1A

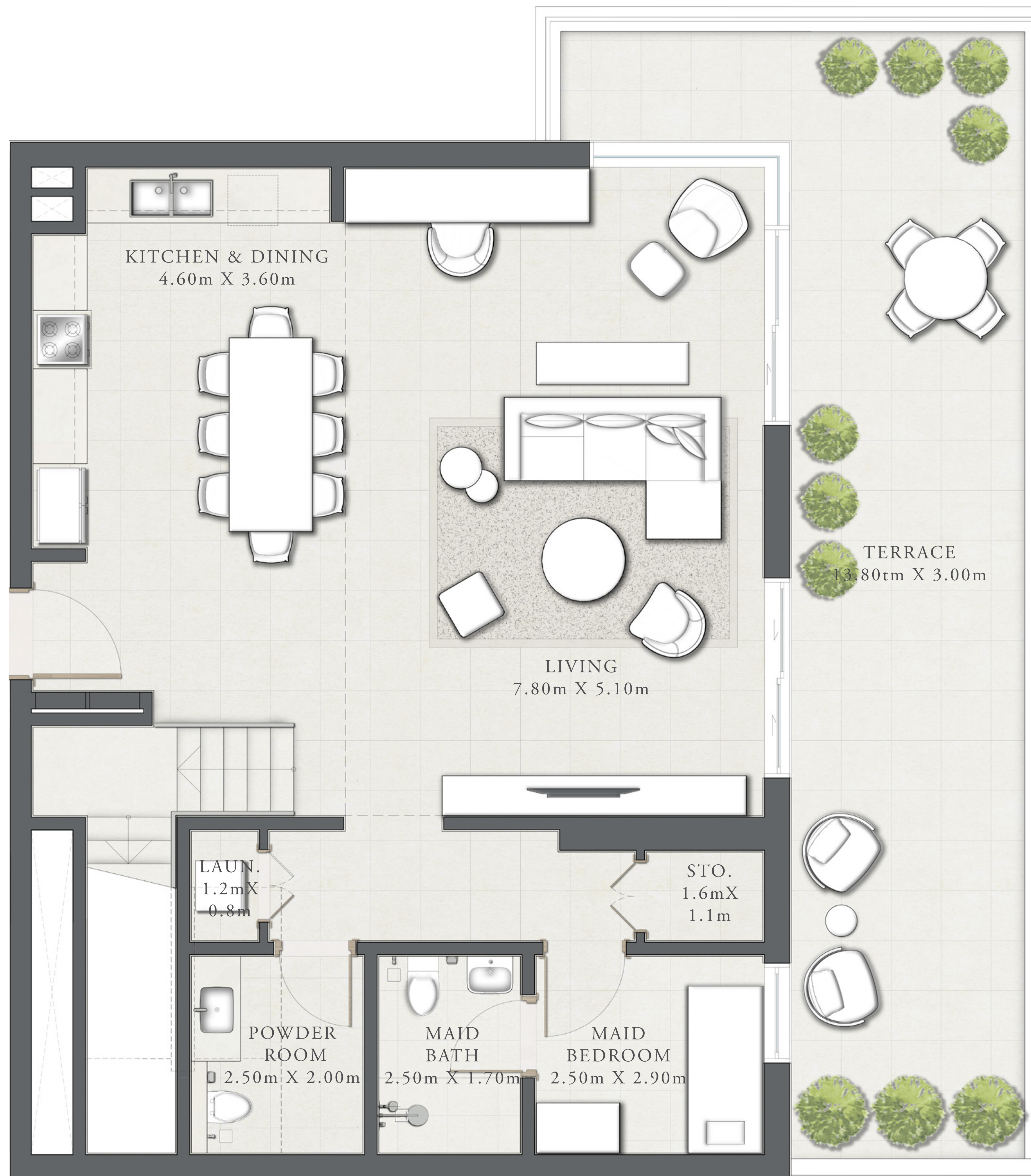
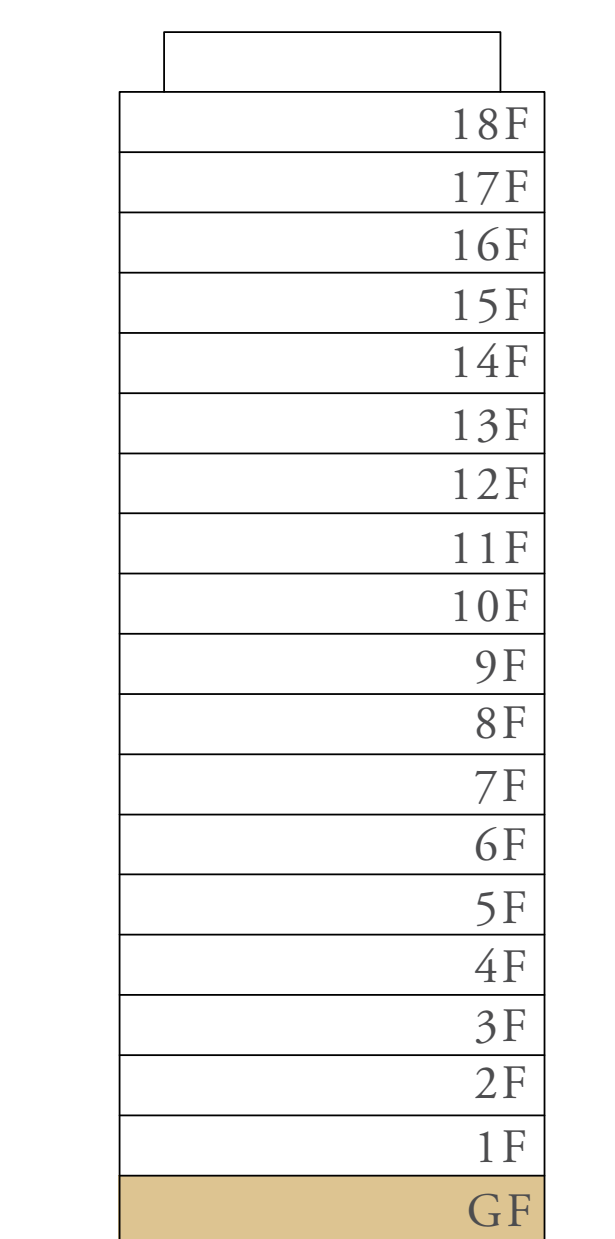
LEVEL GF UNIT 03

SUITE AREA	2,317.79 SQ.FT.	215.33 SQ.M.
TERRACE /BALCONY AREA	664.67 SQ.FT.	61.75 SQ.M.
TOTAL AREA	2,982.46 SQ.FT.	277.08 SQ.M.

KEY PLAN



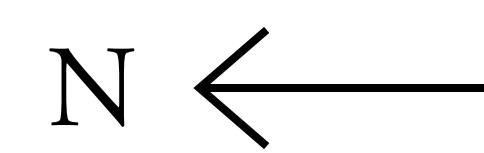
KEY SECTION



LOWER LEVEL



UPPER LEVEL



FLOOR PLAN 1. All dimensions are in imperial and metric, and measured from finish to finish excluding construction tolerances. 2. All materials, dimensions, and drawings are approximate only. 3. Information is subject to change without notice, at developer's absolute discretion. 4. Actual area may vary from the stated area. 5. Drawings not to scale. 6. All images used are for illustrative purposes only and do not represent the actual size, features, specifications, fittings, and furnishings. 7. The developer reserves the right to make revisions / alterations, at its absolute discretion, without any liability whatsoever.

SEASCAPE


RASHID YACHTS & MARINA

BUILDING 1 TOWNHOUSE TYPE 2A

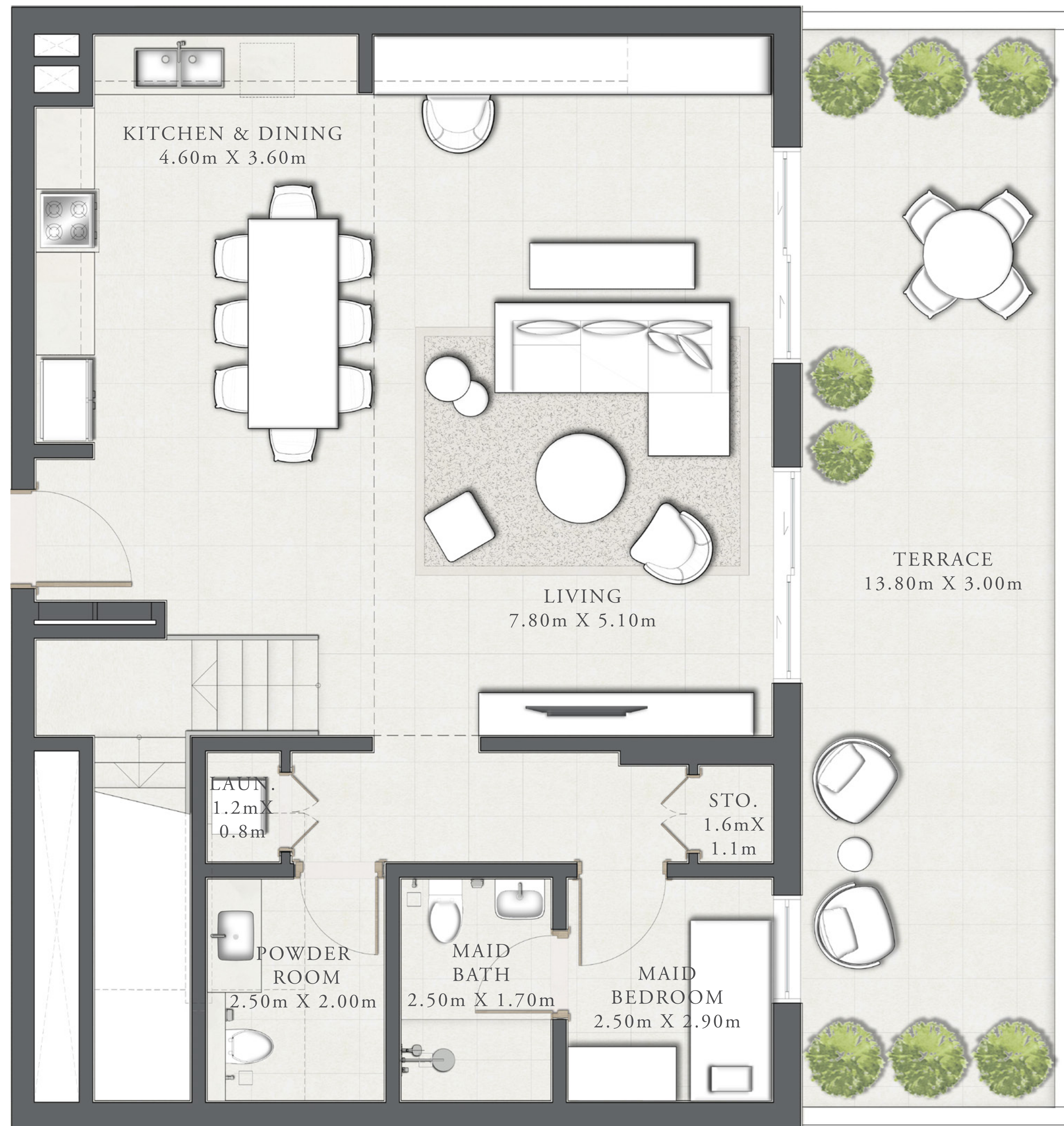
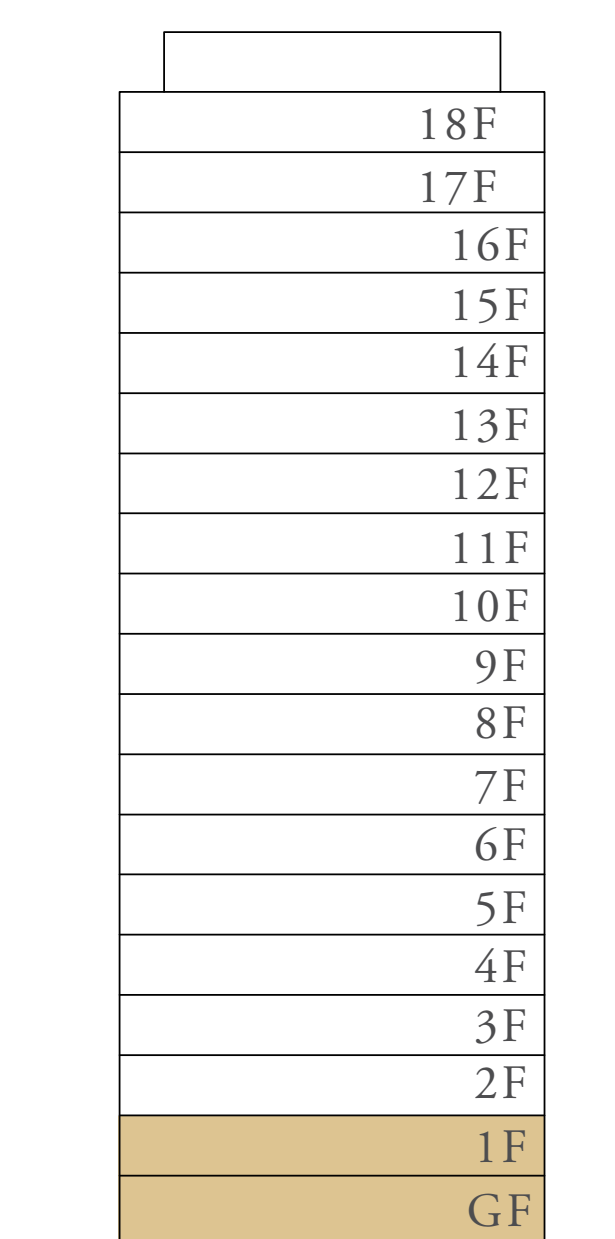
LEVEL GF UNIT 01

SUITE AREA	2,136.96 SQ.FT.	198.53 SQ.M.
TERRACE /BALCONY AREA	484.70 SQ.FT.	45.03 SQ.M.
TOTAL AREA	2,621.66 SQ.FT.	243.56 SQ.M.

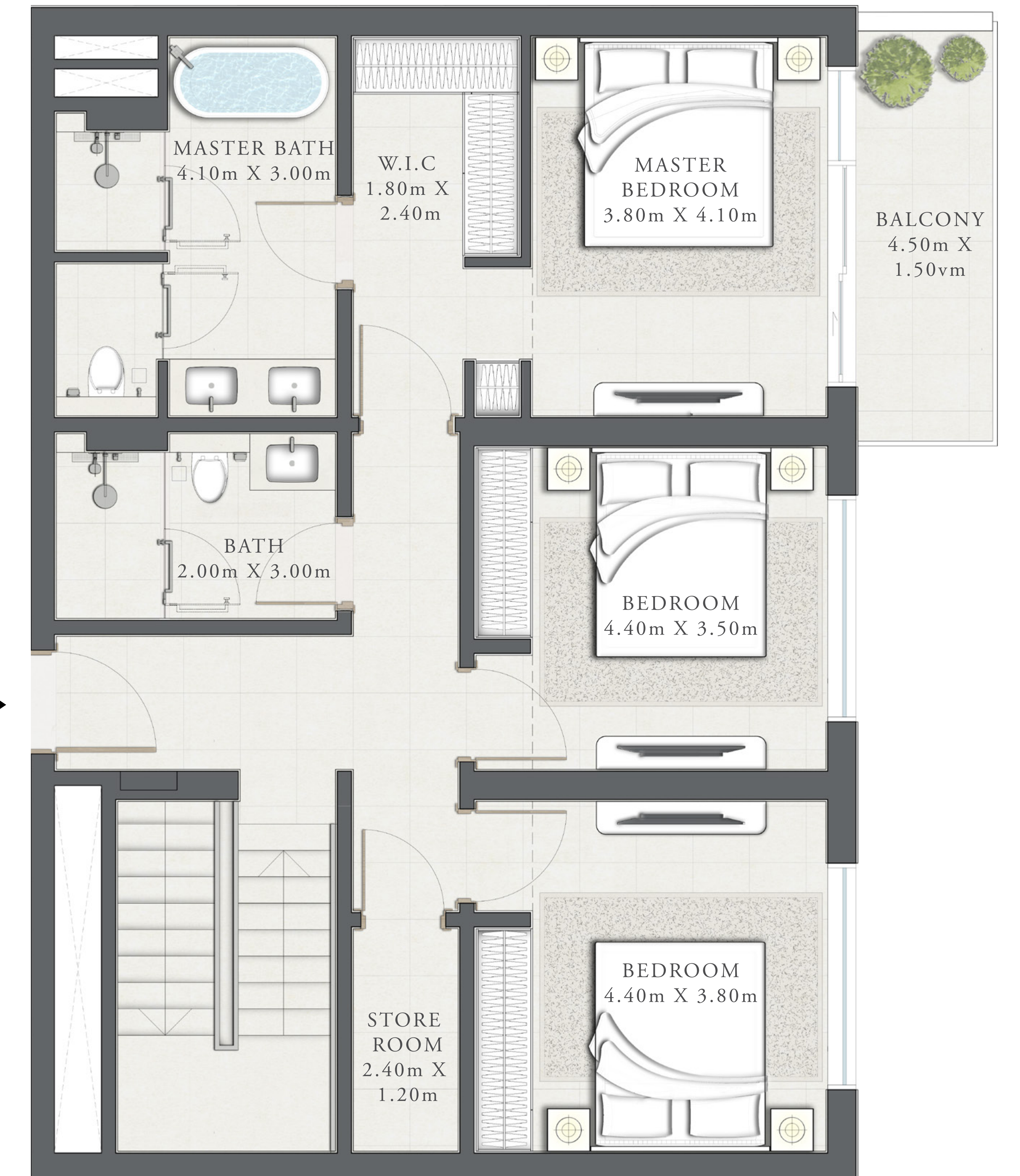
KEY PLAN



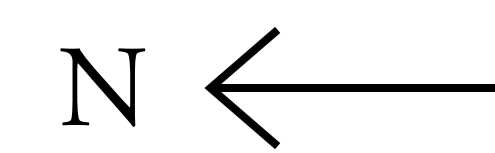
KEY SECTION



LOWER LEVEL



UPPER LEVEL



FLOOR PLAN 1. All dimensions are in imperial and metric, and measured from finish to finish excluding construction tolerances. 2. All materials, dimensions, and drawings are approximate only. 3. Information is subject to change without notice, at developer's absolute discretion. 4. Actual area may vary from the stated area. 5. Drawings not to scale. 6. All images used are for illustrative purposes only and do not represent the actual size, features, specifications, fittings, and furnishings. 7. The developer reserves the right to make revisions / alterations, at its absolute discretion, without any liability whatsoever.

SEASCAPE


RASHID YACHTS & MARINA

BUILDING 1 TOWNHOUSE TYPE 2H

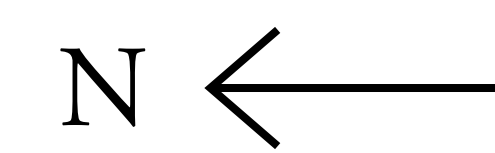
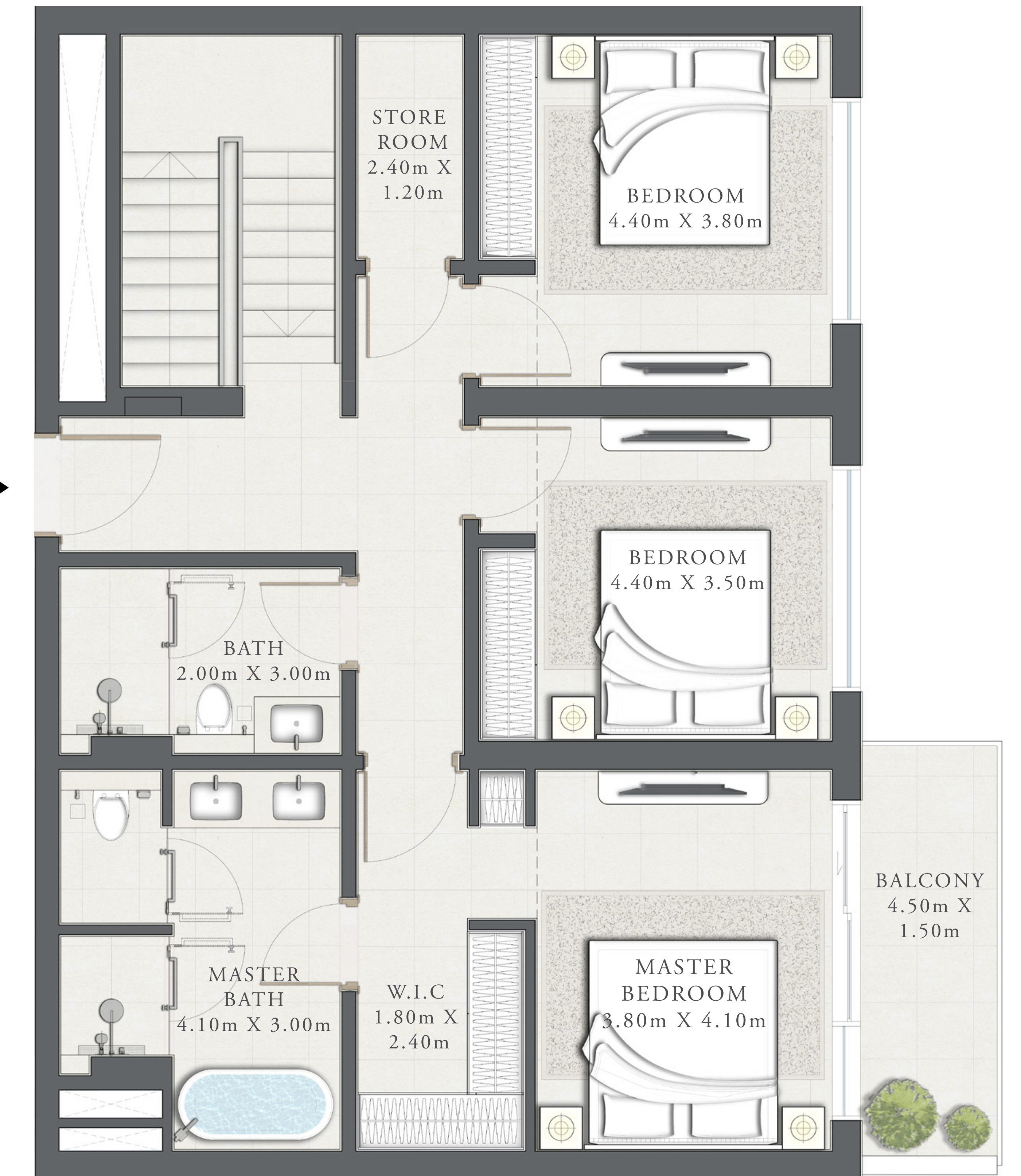
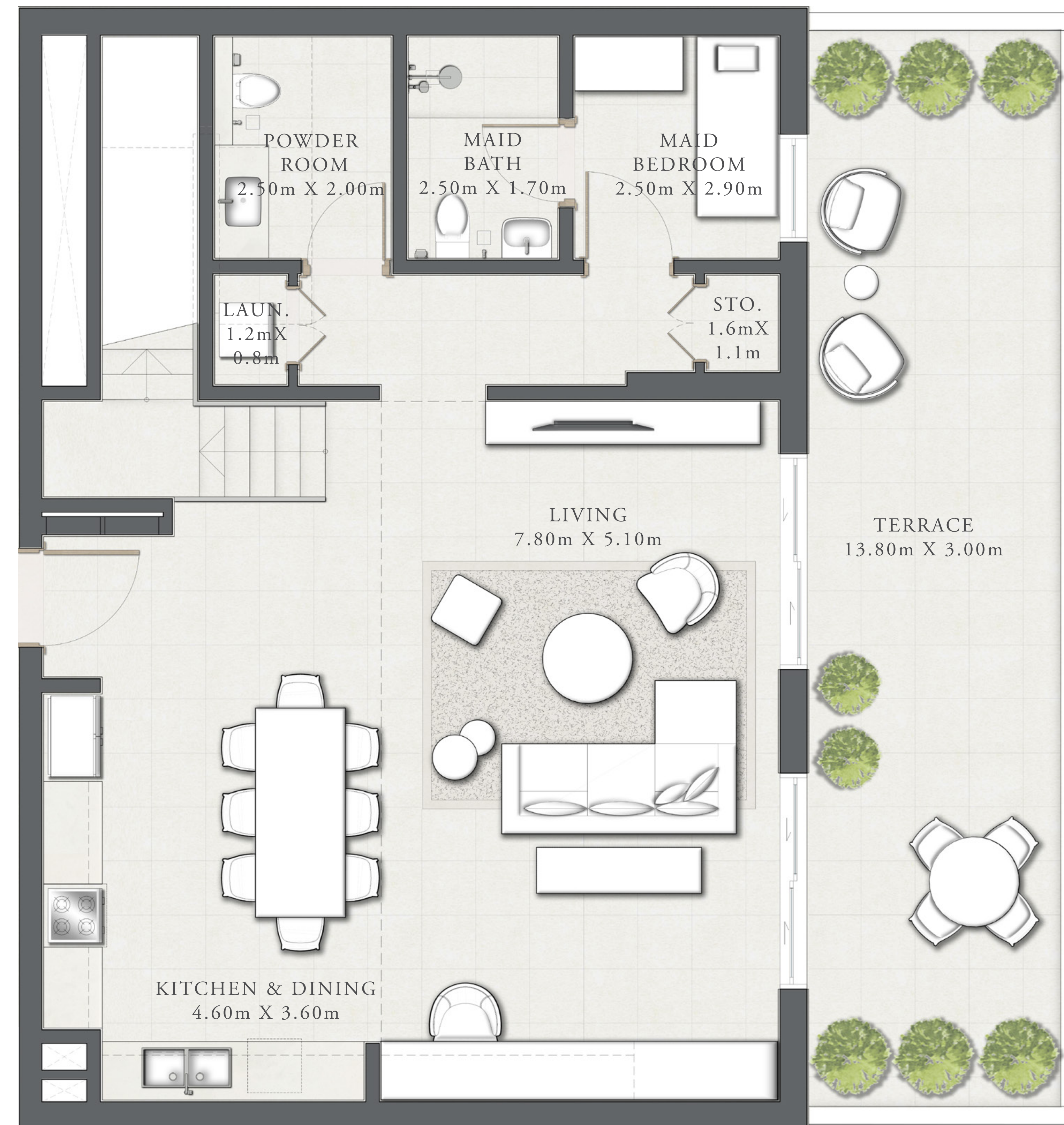
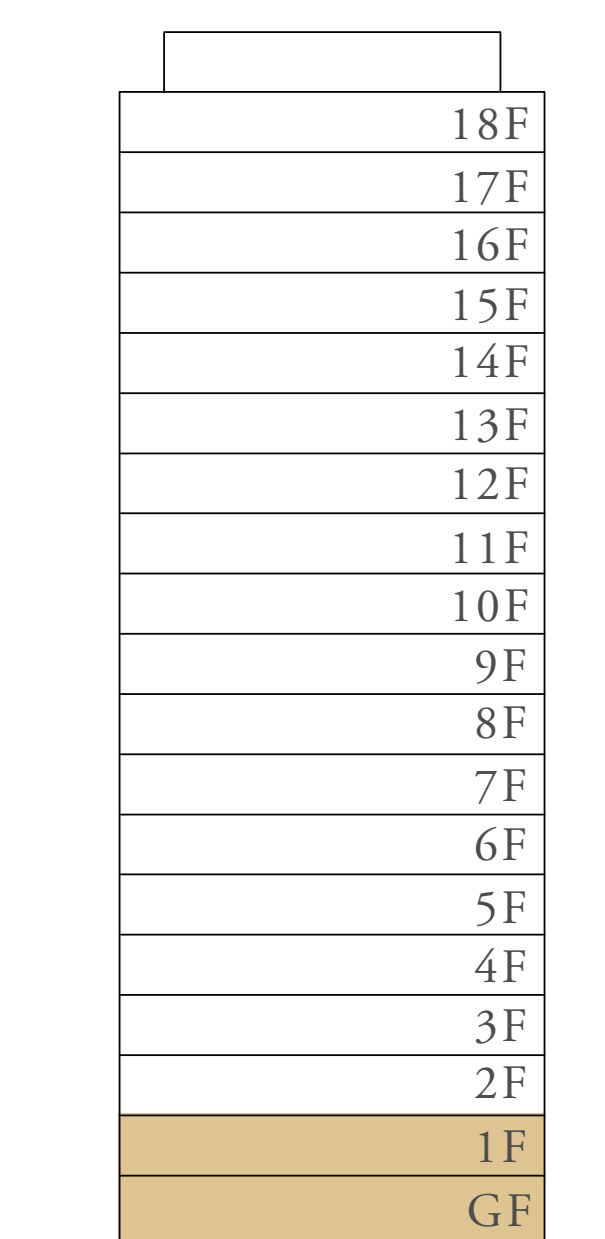
LEVEL GF & 01 UNIT 02

SUITE AREA	2,136.74 SQ.FT.	198.51 SQ.M.
TERRACE /BALCONY AREA	484.59 SQ.FT.	45.02 SQ.M.
TOTAL AREA	2,621.33 SQ.FT.	243.53 SQ.M.

KEY PLAN



KEY SECTION



FLOOR PLAN 1. All dimensions are in imperial and metric, and measured from finish to finish excluding construction tolerances. 2. All materials, dimensions, and drawings are approximate only. 3. Information is subject to change without notice, at developer's absolute discretion. 4. Actual area may vary from the stated area. 5. Drawings not to scale. 6. All images used are for illustrative purposes only and do not represent the actual size, features, specifications, fittings, and furnishings. 7. The developer reserves the right to make revisions / alterations, at its absolute discretion, without any liability whatsoever.